

# Crestwood School K Grade


## Remote Learning Lesson Plans

Week of August 24-28

Monday, 8/24	<p>Edgenuity lessons:</p> <ul style="list-style-type: none"> <li>Math - Shapes #1 (Odyssey)</li> <li>Language Arts - Concepts of Print (Odyssey)</li> </ul> <p>i-Ready: Spend at least 30 minutes on the My Path for reading instruction.</p> <p>Handwriting - Spend 10 minutes writing the letters: Ss, Aa, Tt, I</p>
Tuesday, 8/25	<p>Edgenuity lessons:</p> <ul style="list-style-type: none"> <li>Math - Shapes #1 (Shapes #2 if finished with #1)</li> <li>Language Arts - # of Letters in a Word (Odyssey)</li> </ul> <p>i-Ready: Spend at least 30 minutes on the My Path for math instruction.</p> <p>Handwriting - Spend 10 minutes writing the letters: Ss, Aa, Tt, Ii</p>
Wednesday, 8/26	<p>Edgenuity lessons:</p> <ul style="list-style-type: none"> <li>Math - MathK Package (Pathblazer Math)</li> <li>Language Arts - Concepts of Print (Odyssey)</li> </ul> <p>i-Ready: Spend at least 30 minutes on the My Path for reading instruction.</p> <p>Handwriting - Spend 10 minutes writing the letters: Aa, Tt, Ii, P</p>
Thursday, 8/27	<p>Edgenuity lessons:</p> <ul style="list-style-type: none"> <li>Math - Shapes #2 (Shapes #3 if finished with #2)</li> <li>Language Arts - # of Words in a Sentence (Odyssey)</li> </ul> <p>i-Ready: Spend at least 30 minutes on the My Path for math instruction.</p> <p>Handwriting - Spend 10 minutes writing the letters: Aa, Tt, Ii, Pp</p>
Friday, 8/28	<p>Edgenuity lessons: Spend time on Pathblazer for reading and math.</p> <p>i-Ready: Your choice of reading or math (at least 30 minutes).</p> <p>Handwriting - Spend 10 minutes writing the letters: Tt, Ii, Pp, Nn</p>

Free choices for each day: *Sum Dog, Prodigy, Lexia, Teach Your Monster to Read, Art Projects (Ms. Magee), PE, Music*

**\*\*If you have already completed one of the lessons listed, please spend that time in the Pathblazer tab of the same subject\*\***

Send me a picture of the finished handwriting/writing in Bloomz 

# Crestwood School Grade K

## Remote Learning Lesson Plans

Week of August 31 - September 4

Monday, 8/31	<p>Edgenuity lessons:</p> <ul style="list-style-type: none"> <li>Math - Shapes #3 (Odyssey)</li> <li>Language Arts - Letter Names &amp; Sounds (Odyssey)</li> </ul> <p>i-Ready: Spend at least 30 minutes on the My Path for reading instruction.</p> <p>Handwriting - Spend 10 minutes writing the letters: Ii, Pp, Nn, C</p>
Tuesday, 9/1	<p>Edgenuity lessons:</p> <ul style="list-style-type: none"> <li>Math - Shapes #3 (Shapes #4 if finished with #3)</li> <li>Language Arts - Letter Names &amp; Sounds (Odyssey)</li> </ul> <p>i-Ready: Spend at least 30 minutes on the My Path for math instruction.</p> <p>Handwriting - Spend 10 minutes writing the letters Ii, Pp, Nn, Cc</p>
Wednesday, 9/2	<p>Edgenuity lessons:</p> <ul style="list-style-type: none"> <li>Math - MathK Package (Pathblazer Math)</li> <li>Language Arts - Concepts of Print (Odyssey)</li> </ul> <p>i-Ready: Spend at least 30 minutes on the My Path for reading instruction.</p> <p>Handwriting - Spend 10 minutes writing the letters: Ii, Pp, Nn, Cc, K</p>
Thursday, 9/3	<p>Edgenuity lessons:</p> <ul style="list-style-type: none"> <li>Math - Shapes #4 (Shapes #5 if finished with #4)</li> <li>Language Arts - # of Words in a Sentence (Odyssey)</li> </ul> <p>i-Ready: Spend at least 30 minutes on the My Path for math instruction.</p> <p>Handwriting - Spend 10 minutes writing the letters: Pp, Nn, Cc, Kk</p>
Friday, 9/4	<p>Edgenuity lessons: Spend time on Pathblazer for reading and math.</p> <p>i-Ready: Your choice of reading or math (at least 30 minutes).</p> <p>Handwriting - Spend 10 minutes writing the letters: Nn, Cc, Kk, Ee</p>

Free choices for each day: *Sum Dog, Prodigy, Lexia, Teach Your Monster to Read, Art Projects (Ms. Magee), PE, Music*

\*\*If you have already completed one of the lessons listed, please spend that time in the Pathblazer tab of the same subject\*\*

Send me a picture of the finished handwriting/writing in Bloomz 

# Crestwood School Grade K


## Remote Learning Lesson Plans

Week of September 7 - September 11

Monday, 9/7 NO SCHOOL!	Edgenuity lessons: <u>Catch-Up Day (IF NEEDED)</u> <ul style="list-style-type: none"> <li>Math - Shapes #1-5</li> <li>Language Arts - # of Letters in Word/ # of Words in Sentence</li> </ul> Lexia Core 5: Spend at least 30 minutes on Lexia for reading instruction. Handwriting - Spend 10 minutes writing the letters: Nn, Cc, Kk, Ee, H
Tuesday, 9/1	Edgenuity lessons: <ul style="list-style-type: none"> <li>Math - Shapes #5 &amp; 6</li> <li>Language Arts - Letter Names &amp; Sounds (Odyssey)</li> </ul> i-Ready: Spend at least 30 minutes on the My Path for math instruction. Handwriting - Spend 10 minutes writing the letters Cc, Kk, Ee, Hh
Wednesday, 9/2	Edgenuity lessons: <ul style="list-style-type: none"> <li>Math - Represent, Count &amp; Write 0-5 #1 (Odyssey)</li> <li>Language Arts - Rhyming (Odyssey)</li> </ul> Lexia Core 5: Spend at least 30 minutes on the Lexia for reading instruction. Handwriting - Spend 10 minutes writing the letters: Kk, Ee, Hh, R
Thursday, 9/3	Edgenuity lessons: <ul style="list-style-type: none"> <li>Math - Represent, Count &amp; Write 0-5 #2</li> <li>Language Arts - Letter Names &amp; Sounds (Odyssey)</li> </ul> i-Ready: Spend at least 30 minutes on the My Path for math instruction. Handwriting - Spend 10 minutes writing the letters: Kk, Ee, Hh, Rr
Friday, 9/4	Edgenuity lessons: Spend time on Pathblazer for reading and math. Lexia/i-Ready: Your choice of reading or math (at least 30 minutes). Handwriting - Spend 10 minutes writing the letters: Ee, Hh, Rr, Mm

Free choices for each day: *Sum Dog, Prodigy, Lexia, Teach Your Monster to Read, Art Projects (Ms. Magee), PE, Music*

\*\*If you have already completed one of the lessons listed, please spend that time in the Pathblazer tab of the same subject\*\*

Send me a picture of the finished handwriting/writing in Bloomz 

# Crestwood School Grade K

## Remote Learning Lesson Plans

### Week of September 14 - September 18

Monday, 9/14	<p>Edgenuity lessons:</p> <ul style="list-style-type: none"> <li>• Math - Represent, Count, and Write 0-5 #3 (Odyssey)</li> <li>• Language Arts - Onset &amp; Rime (Odyssey)</li> </ul> <p>Lexia Core 5: Spend at least 30 minutes on Lexia for reading instruction.</p> <p>Handwriting - Spend 15 minutes writing the letters: Ee, Hh, Rr, Mm, D</p>
Tuesday, 9/15	<p>Edgenuity lessons:</p> <ul style="list-style-type: none"> <li>• Math - Kindergarten Calendar (NOT Graded) [Odyssey]</li> <li>• Language Arts - Initial, Medial, Final Sounds (Odyssey) <ul style="list-style-type: none"> <li>◦ Complete up to Middle/Last Sounds.</li> </ul> </li> </ul> <p>i-Ready: Spend at least 30 minutes on the My Path for math instruction.</p> <p>Handwriting - Spend 15 minutes writing the letters Hh, Rr, Mm, Dd</p>
Wednesday, 9/16	<p>Edgenuity lessons:</p> <ul style="list-style-type: none"> <li>• Math - Represent, Count &amp; Write 0-5 #4 (Odyssey)</li> <li>• Language Arts - Letter Names &amp; Sounds (Odyssey)</li> </ul> <p>Lexia Core 5: Spend at least 30 minutes on Lexia for reading instruction.</p> <p>Handwriting - Spend 15 minutes writing the letters: Rr, Mm, Dd, G</p>
Thursday, 9/17	<p>Edgenuity lessons:</p> <ul style="list-style-type: none"> <li>• Math - Kindergarten Calendar (NOT Graded) [Odyssey]</li> <li>• Language Arts - Reading Comprehension #1</li> </ul> <p>i-Ready: Spend at least 30 minutes on the My Path for math instruction.</p> <p>Handwriting - Spend 15 minutes writing the letters: Rr, Mm, Dd, Gg</p>
Friday, 9/18	<p>Edgenuity lessons: Spend time on Pathblazer for reading and math.</p> <p>Lexia: Spend at least 30 minutes on Lexia for reading instruction.</p> <p>Handwriting - Spend 15 minutes writing the letters: Mm, Dd, Gg, Oo</p>

Highlighted Lessons extend multiple days and will continue into next week.

Free choices for each day: *Kindergarten Calendar (Odyssey) Sum Dog, Prodigy, Lexia, Teach Your Monster to Read, Art Projects (Ms. Magee), PE, Music*

\*\*If you have already completed one of the lessons listed, please spend that time in the Pathblazer tab of the same subject\*\*

Send me a picture of the finished handwriting/writing in Bloomz ☺

# Crestwood School Grade K

## Remote Learning Lesson Plans

### Week of September 21 - September 25

Monday, 9/21	<p>Edgenuity lessons:</p> <ul style="list-style-type: none"> <li>• Math - Compare Numbers to 5 (Odyssey)</li> <li>• Language Arts - Syllables in CVC Words (Odyssey)</li> </ul> <p>Lexia Core 5: Spend at least 30 minutes on Lexia for reading instruction. Handwriting - Spend 15 minutes writing the letters: Dd, Gg, Oo, U</p>
Tuesday, 9/22	<p>Edgenuity lessons:</p> <ul style="list-style-type: none"> <li>• Math - Compare Numbers to 5 (Odyssey)</li> <li>• Language Arts - Initial, Medial, Final Sounds (Odyssey) <ul style="list-style-type: none"> <li>◦ Complete Middle/Last Sounds.</li> </ul> </li> </ul> <p>i-Ready: Spend at least 30 minutes on the My Path for math instruction. Handwriting - Spend 15 minutes writing the letters Dd, Gg, Oo, Uu</p>
Wednesday, 9/23	<p>Edgenuity lessons:</p> <ul style="list-style-type: none"> <li>• Math - Compare Numbers to 5 #2 (Odyssey)</li> <li>• Language Arts - Letter Names &amp; Sounds (Odyssey)</li> </ul> <p>Lexia Core 5: Spend at least 30 minutes on Lexia for reading instruction. Handwriting - Spend 15 minutes writing the letters: Gg, Oo, Uu, L</p>
Thursday, 9/24	<p>Edgenuity lessons:</p> <ul style="list-style-type: none"> <li>• Math - Compare Numbers to 5 #2 (Odyssey)</li> <li>• Language Arts - Reading Comprehension #2</li> </ul> <p>i-Ready: Spend at least 30 minutes on the My Path for math instruction. Handwriting - Spend 15 minutes writing the letters: Gg, Oo, Uu, Ll</p>
Friday, 9/25	<p>Edgenuity lessons:</p> <ul style="list-style-type: none"> <li>• Math - Compare Numbers to 5 #3 (Odyssey)</li> <li>• Language Arts - Reading Pathblazer ( at least 30 min)</li> </ul> <p>Lexia: Spend at least 30 minutes on Lexia for reading instruction. Handwriting - Spend 15 minutes writing the letters: Oo, Uu, Ll, Ff</p>

**Highlighted Lessons extend multiple days and will continue into next week.**

Free choices for each day: Kindergarten Calendar (Odyssey) Sum Dog, Prodigy, Lexia, Teach Your Monster to Read, Art Projects (Ms. Magee), PE, Music

\*\*If you have already completed one of the lessons listed, please spend that time in the Pathblazer tab of the same subject\*\*

Send me a picture of the finished handwriting/writing in Bloomz 😊

# Crestwood School Grade K Remote Learning Plans

Week of September 28 - October 2

Monday, 9/28	<p>Edgenuity lessons:</p> <ul style="list-style-type: none"> <li>Math - Represent, Count, and Write 6-9 #1 (Odyssey)</li> <li>Language Arts - Alphabet Knowledge (Odyssey)</li> </ul> <p>Lexia Core 5: Spend at least 30 minutes on Lexia for reading instruction. Handwriting - Spend 15 minutes writing the letters: Uu, Ll, Ff, B &amp; 15 minutes writing numbers 0-10.</p>
Tuesday, 9/29	<p>Edgenuity lessons:</p> <ul style="list-style-type: none"> <li>Math - Represent, Count, and Write 6-9 #1 (Odyssey)</li> <li>Language Arts - Making CVC Words (Odyssey)</li> </ul> <p>i-Ready: Spend at least 30 minutes on the My Path for math instruction. Handwriting - Spend 15 minutes writing the letters Uu, Ll, Ff, Bb &amp; 15 minutes writing numbers 0-10</p>
Wednesday, 9/30	<p>Edgenuity lessons:</p> <ul style="list-style-type: none"> <li>Math - Represent, Count, and Write 6-9 #2 (Odyssey)</li> <li>Language Arts - Letter Names &amp; Sounds (Odyssey)</li> </ul> <p>Lexia Core 5: Spend at least 30 minutes on Lexia for reading instruction. Handwriting - Spend 15 minutes writing the letters: Ll, Ff, Bb, J &amp; 15 minutes writing numbers 0-10</p>
Thursday, 10/1	<p>Edgenuity lessons:</p> <ul style="list-style-type: none"> <li>Math - Represent, Count, and Write 6-9 #2 (Odyssey)</li> <li>Language Arts - Reading Comprehension #3 Nonfiction (Odyssey)</li> </ul> <p>i-Ready: Spend at least 30 minutes on the My Path for math instruction. Handwriting - Spend 15 minutes writing the letters: Ll, Ff, Bb, Jj &amp; 15 minutes writing numbers 0-10</p>
Friday, 10/2	<p>Edgenuity lessons:</p> <ul style="list-style-type: none"> <li>Math - Counting with 1 to 1 Correspondence (Odyssey)</li> <li>Language Arts - Reading Pathblazer ( at least 30 min)</li> </ul> <p>Lexia: Spend at least 30 minutes on Lexia for reading instruction. Handwriting - Spend 15 minutes writing the letters: Ff, Bb, Jj, Zz &amp; 15 minutes writing numbers 0-10</p>

Highlighted Lessons extend multiple days and **MAY** continue into next week.

Free choices for each day: Kindergarten Calendar (Odyssey) Sum Dog, Prodigy, Lexia, Teach Your Monster to Read, Art Projects (Ms. Magee), PE, Music

**\*\*If you have already completed one of the lessons listed, please spend that time in the Pathblazer tab of the same subject\*\***

Send me a picture of the finished handwriting/writing in Bloomz 😊

# Crestwood School Grade K Remote Learning Plans


Week of October 5 - 9

Monday, 10/5	<p>Edgenuity lessons:</p> <ul style="list-style-type: none"> <li>Math - Sorting &amp; Counting Objects (Odyssey)</li> <li>Language Arts - Long Vowel Sounds (Odyssey)</li> </ul> <p>Lexia Core 5: Spend at least 30 minutes on Lexia for reading instruction. Handwriting - Spend 15 minutes writing the letters: Bb, Jj, Zz, W &amp; 15 minutes writing numbers 0-10.</p>
Tuesday, 10/6	<p>Edgenuity lessons:</p> <ul style="list-style-type: none"> <li>Math - Composing Shapes (Odyssey)</li> <li>Language Arts - What You Read &amp; Why (Odyssey)</li> </ul> <p>i-Ready: Spend at least 30 minutes on the My Path for math instruction. Handwriting - Spend 15 minutes writing the letters Bb, Jj, Zz, Ww &amp; 15 minutes writing numbers 0-10</p>
Wednesday, 10/7	<p>Edgenuity lessons:</p> <ul style="list-style-type: none"> <li>Math - K Math Package (Pathblazer Math) <ul style="list-style-type: none"> <li>Spend <b>AT LEAST</b> 30 minutes in this folder</li> </ul> </li> <li>Language Arts - Letter Names &amp; Sounds (Odyssey)</li> </ul> <p>Lexia Core 5: Spend at least 30 minutes on Lexia for reading instruction. Handwriting - Spend 15 minutes writing the letters: Jj, Zz, Ww, Vv &amp; 15 minutes writing numbers 0-10</p>
Thursday, 10/8	<p>Edgenuity lessons:</p> <ul style="list-style-type: none"> <li>Math - Describing Objects (Odyssey)</li> <li>Language Arts - Reading Comprehension #4/Author &amp; Illustrator (Odyssey)</li> </ul> <p>i-Ready: Spend at least 30 minutes on the My Path for math instruction. Handwriting - Spend 15 minutes writing the letters: Zz, Ww, Vv, Yy &amp; 15 minutes writing numbers 0-10</p>
Friday, 10/9 NO SCHOOL! Teacher In-service	<p>Edgenuity lessons: <u><b>CATCH UP DAY</b></u></p> <p>Lexia: Spend at least 30 minutes on Lexia for reading instruction. Handwriting - Spend 15 minutes writing the letters: Zz, Ww, Vv, Yy &amp; 15 minutes writing numbers 0-10</p>

Highlighted Lessons extend multiple days and **MAY** continue into next week.

Free choices for each day: Kindergarten Calendar (Odyssey) Sum Dog, Prodigy, Lexia, Teach Your Monster to Read, Art Projects (Ms. Magee), PE, Music

**\*\*If you have already completed one of the lessons listed, please spend that time in the Pathblazer tab of the same subject\*\***

Send me a picture of the finished handwriting/writing in Bloomz 

# Crestwood School Kindergarten

## Remote Learning Lesson Plans

Week of October 12-16

**Kindness Challenges:** Entertain someone with a happy dance. Be kind to yourself and do 10 one-minute exercises. List 10 things you are grateful for.

Monday, 10/12  NO SCHOOL	No new lessons today, since there is no school! If you need to use today as a catch-up day to make-up missing assignments, do that. If not, enjoy your longer weekend!
Tuesday, 10/13	<p>Edgenuity lessons:</p> <ul style="list-style-type: none"> <li>Math – Counting On from a Number Other Than 1 #1 (Odyssey folder)</li> </ul> <p>Reading: Listen to the <u>Pumpkin Jack</u> book at the following link  <a href="https://youtu.be/VIEsO_hqJZ4">https://youtu.be/VIEsO_hqJZ4</a></p> <p>Handwriting: Complete the uppercase X and Q worksheets for practice.</p> <p>i-Ready: Spend 30 minutes on the My Path OR complete a lesson for math instruction.</p>
Wednesday, 10/14	<p>Edgenuity lessons:</p> <ul style="list-style-type: none"> <li>Language Arts – Stories and Pictures (Odyssey folder)</li> </ul> <p>Math: Color by Code Pumpkin Craftivity</p> <p>Handwriting: Practice numbers writing and counting with the Numbers Pack #1 (4 activities in any order).</p> <p>Lexia Core 5: Spend at least 30 minutes on Lexia for reading.</p>
Thursday, 10/15	<p>Edgenuity lessons:</p> <ul style="list-style-type: none"> <li>Math – Counting On from a Number Other Than 1 #2 (Odyssey folder)</li> </ul> <p>Reading: Read the Pumpkins Grow mini-book and color.</p> <p>Handwriting: Complete the lowercase x and q worksheets for practice.</p> <p>i-Ready: Spend 30 minutes on the My Path OR complete a lesson for math instruction.</p>
Friday, 10/16	<p>Edgenuity lessons:</p> <ul style="list-style-type: none"> <li>Language Arts – Stories and Pictures #2 (Odyssey folder)</li> </ul> <p>Math: More and Less Than Activity</p> <p>Handwriting: Practice numbers writing and counting with the Numbers Pack #1 (other 4 pages).</p> <p>Lexia Core 5: Spend at least 30 minutes on Lexia for reading.</p>

Please send me a picture of your completed activities through email or Bloomz.



# Crestwood School Kindergarten

## Remote Learning Lesson Plans

Week of October 19-23

**Kindness Challenges:** Show appreciation for a counselor. Make and display a thank you sign for essential workers. Make a wish list for a child in another country.

**Art Project:** Draw a Robot – Follow the steps on the link: <https://artprojectsforkids.org/draw-a-robot>. Email your completed project to Ms. Magee at [mmagee@crestwood.k12.il.us](mailto:mmagee@crestwood.k12.il.us)

**P.E.:** Exercise for at least 20 minutes each day. You can play outside, follow a video, go on a walk, ride your bike, etc. Send a picture or video to Mrs. Mills of your P.E. activity.

Monday, 10/19	<p>Edgenuity lessons:</p> <ul style="list-style-type: none"> <li>Math – Writing Numbers 10-20 (Odyssey folder)</li> <li>Language Arts – Middle and Last Sounds #1 (Odyssey folder)</li> </ul> <p>Reading: Listen to <u>Bat Loves the Night</u> book at the following link <a href="https://youtu.be/T7b0NeZiLyE">https://youtu.be/T7b0NeZiLyE</a></p> <p>Handwriting/Letters: Complete the b/d and p/q worksheets to practice beginning sounds.</p> <p>i-Ready: Spend 30 minutes on the My Path OR complete a lesson for math instruction.</p>
Tuesday, 10/20	<p>Edgenuity lessons:</p> <ul style="list-style-type: none"> <li>Language Arts – Middle and Last Sounds #2 (Odyssey folder)</li> </ul> <p>Math: Time to Build Coloring Match</p> <p>Handwriting: Practice numbers writing and counting with the Numbers Pack #2 (4 activities in any order).</p> <p>Lexia Core 5: Spend at least 30 minutes on Lexia for reading.</p>
Wednesday, 10/21	<p>Edgenuity lessons:</p> <ul style="list-style-type: none"> <li>Math – Wild Animals Quiz (Odyssey folder)</li> </ul> <p>Reading: Read <u>Bats Day and Night</u> with a parent. Talk about the different facts you learned about bats.</p> <p>Handwriting/Letters: Complete the h/n, s/z, and g/j worksheets to practice beginning sounds.</p> <p>i-Ready: Spend 30 minutes on the My Path OR complete a lesson for math instruction.</p>
Thursday, 10/22	<p>Edgenuity lessons:</p> <ul style="list-style-type: none"> <li>Language Arts – Middle and Last Sounds #2 (Odyssey folder)</li> </ul> <p>Reading: See what you can remember about bats by filling in the <u>Bats Day and Night</u> wordless book.</p> <p>Math: What am I?</p> <p>Handwriting: Practice numbers writing and counting with the Numbers Pack #2 (other 4 pages).</p> <p>Lexia Core 5: Spend at least 30 minutes on Lexia for reading.</p>
Friday, 10/23	<p>No new lessons today, since there is no school! If you need to use today as a catch-up day to make-up missing assignments, do that. If not, enjoy your longer weekend!</p>

# Crestwood School Kindergarten

## Remote Learning Lesson Plans

Week of October 26-30

**Spelling and Heart Words: a, go, I, my, the**

**Kindness Challenges:** Send a thank you to your superintendent, Mrs. Young. Make and deliver a happy card to a senior friend.

**Art Project:** Make a pumpkin jack-o-lantern using paper and objects at home. Email a picture to Ms. Magee at [mmagee@crestwood.k12.il.us](mailto:mmagee@crestwood.k12.il.us).

**Music:** Practice the Crestwood School Song. The lyrics are posted on the Remote Learning Website.

**P.E.:** Exercise for at least 20 minutes each day. You can play outside, follow a video, go on a walk, ride your bike, etc. Send a picture or video to Mrs. Mills of your P.E. activity.



Monday, 10/26	<p>Edgenuity lessons:</p> <ul style="list-style-type: none"> <li>Math – Combine Numbers #1 (Odyssey folder)</li> <li>Language Arts – Making Connections #1 (Odyssey folder)</li> </ul> <p>Reading: Listen to <u>Duck for President</u> at the following link <a href="https://youtu.be/xle558h3SO8">https://youtu.be/xle558h3SO8</a></p> <p>Handwriting/Spelling: Practice writing your spelling words on the Raking Rainbow Write page.</p> <p>i-Ready: Spend 30 minutes on the My Path OR complete a lesson for math instruction.</p>
Tuesday, 10/27	<p>Edgenuity lessons:</p> <ul style="list-style-type: none"> <li>Language Arts – Making Connections #2 (Odyssey folder)</li> <li>Math – Combine Numbers #2 (Odyssey folder)</li> </ul> <p>Reading: Listen to <u>Grace for President</u> at the following link <a href="https://youtu.be/l66lvCBm1Vw">https://youtu.be/l66lvCBm1Vw</a></p> <p>Handwriting: Practice numbers writing and counting with the Numbers Pack #3 (4 activities in any order).</p> <p>Lexia Core 5: Spend at least 30 minutes on Lexia for reading.</p>
Wednesday, 10/28	<p>Edgenuity lessons:</p> <ul style="list-style-type: none"> <li>Language Arts – Making Connections #3 (Odyssey folder)</li> <li>Math – Combine Numbers #3 (Odyssey folder)</li> </ul> <p>Reading: Create a voter registration card and complete the ballot for your favorite book: <u>Duck for President</u> or <u>Grace for President</u>.</p> <p>Handwriting/Spelling: Practice your spelling words with the Picture Pie page OR write the words in shaving cream, on the wall with a flashlight, or with a dry-erase board.</p> <p>i-Ready: Spend 30 minutes on the My Path OR complete a lesson for math instruction.</p>
Thursday, 10/29	<p>Edgenuity lessons:</p> <ul style="list-style-type: none"> <li>Language Arts – Making Connections Quiz (Odyssey folder)</li> <li>Math: Combine Numbers Quiz</li> </ul> <p>Handwriting: Practice numbers writing and counting with the Numbers Pack #3 (other 4 pages).</p> <p>Lexia Core 5: Spend at least 30 minutes on Lexia for reading.</p>
Friday, 10/30	<p>Reading &amp; Math: Read and color the "I See Candy" book.</p> <p>Spelling: Take the spelling test.</p> <p>Handwriting: Complete 2 pages from the Alphabet Fun Pack. Spend 10 minutes writing all uppercase and lowercase letters.</p> <p>i-Ready: Spend 30 minutes on the My Path for reading instruction.</p>

# Crestwood School Kindergarten Remote Learning Lesson Plans

Week of November 2-6

## Spelling and Heart Words: look, see, to, we, you

**Kindness Challenges:** Learn something new about a different culture. Write a thank you note to your mail carrier. Invent a kind handshake with a family member.

**Art Project:** Make your own vase of chrysanthemums using paper at home. Email a picture to Ms. Magee at mmagee@crestwood.k12.il.us.

**Music:** Make your own song about things that you like about fall. Mrs. Mills would love to hear or read your song!

**P.E.:** Exercise for at least 20 minutes each day. You can play outside, follow a video, go on a walk, ride your bike, etc. Send a picture or video to Mrs. Mills of your P.E. activity.



Monday, 11/2	<b>Edgenuity lessons:</b> <ul style="list-style-type: none"> <li>Math – Count Up to 20 #1 (Odyssey folder)</li> <li>Language Arts – Characters #1 (Odyssey folder)</li> </ul> <b>Reading:</b> Listen to <u>Wemberly Worried</u> at the YouTube link sent by Mrs. Mills. Then, complete the character worksheet to compare Wemberly at the beginning of the story and the end of the story. <b>Handwriting:</b> Practice writing your first and last name for 10 minutes. Make sure to have just the capital letter at the beginning and the remaining letters lowercase. <b>Spelling:</b> Practice the spelling words <b>look, see, to</b> on the Sight Word Practice pages. <b>i-Ready:</b> Spend 30 minutes on the My Path OR complete a lesson for math instruction.
Tuesday, 11/3	<h2>No School – Election Day!</h2>
Wednesday, 11/4	<b>Edgenuity lessons:</b> <ul style="list-style-type: none"> <li>Math – Count Up to 20 #2 (Odyssey folder)</li> <li>Language Arts – Characters #2 (Odyssey folder)</li> </ul> <b>Reading:</b> Listen to <u>Wemberly Worried</u> again, then sort the event pictures by if they were in the story or not in the story. <b>Handwriting:</b> Practice numbers writing and counting with the Numbers Pack #4 (choose 4 pages). <b>Spelling:</b> Practice the spelling words <b>we, you</b> on the Sight Word Practice pages. <b>Lexia Core 5:</b> Spend at least 30 minutes on Lexia for reading.
Thursday, 11/5	<b>Edgenuity lessons:</b> <ul style="list-style-type: none"> <li>Math – Count Up to 20 #3 (Odyssey folder)</li> <li>Language Arts – Characters #3 (Odyssey folder)</li> </ul> <b>Reading:</b> Make a connection by showing what worried Wemberly and what worries you. <b>Handwriting:</b> Practice writing your first and last name for 10 minutes. Make sure to have just the capital letter at the beginning and the remaining letters lowercase. <b>Spelling:</b> Practice writing your spelling words on lined paper OR with a fun activity (shaving cream, Play-Dough, flashlights on the wall, rainbow writing). <b>i-Ready:</b> Spend 30 minutes on the My Path OR complete a lesson for math instruction.
Friday, 11/6	<b>Edgenuity lessons:</b> <ul style="list-style-type: none"> <li>Math – Count Up to 20 #4 (Odyssey folder)</li> <li>Language Arts – Characters #4 (Odyssey folder)</li> </ul> <b>Reading:</b> You may choose to listen to <u>Wemberly Worried</u> again, then write about your favorite part of the book. <b>Spelling:</b> Take the spelling test. <b>Handwriting:</b> Practice numbers writing and counting with the Numbers Pack #4 (other 4 pages). <b>i-Ready:</b> Spend 30 minutes on the My Path for reading instruction.

# Crestwood School Kindergarten Remote Learning Lesson Plans

Week of November 9-13

**Spelling Words: come, for, little, me, one**

**Kindness Challenges:** Donate toys, clothes, or books to a charity or someone in need. Make and display 10 positive notes around your house. Read a book to a younger child.

**Art Project:** Write a thank you card to send to a veteran. Illustrate the front of the card. Email the completed project to Ms. Magee at [mmagee@crestwood.k12.il.us](mailto:mmagee@crestwood.k12.il.us).

**Music:** Listen to the song at the following link and complete the worksheet that it linked on the Remote Learning website. <https://www.youtube.com/watch?v=Jt5rSvPQ5oQ> The worksheet can be sent to Mrs. Mills or Ms. Ripperden at [aripperden@crestwood.k12.il.us](mailto:aripperden@crestwood.k12.il.us).

**P.E.:** Exercise for at least 20 minutes each day. You can play outside, follow a video, go on a walk, ride your bike, etc. Send a picture or video to Mrs. Mills of your P.E. activity.

Monday, 11/2	<p><b>Edgenuity lessons:</b></p> <ul style="list-style-type: none"> <li>Math – Decomposing Numbers #1 (Odyssey folder)</li> <li>Language Arts – Ask Questions about Words #1 (Odyssey folder)</li> </ul> <p><b>Reading:</b> Listen to <u>Scaredy Squirrel</u> at the YouTube link: <a href="https://youtu.be/mYuWUs1roks">https://youtu.be/mYuWUs1roks</a>. Then, draw and write about the characters and setting on the worksheet.</p> <p><b>Handwriting:</b> Practice writing your first and last name for 10 minutes. Make sure to have just the capital letter at the beginning and the remaining letters lowercase.</p> <p><b>Spelling:</b> Practice the spelling words <b>come, for</b> on the Sight Word Practice pages.</p> <p><b>i-Ready:</b> Spend 30 minutes on the My Path OR complete a lesson for math instruction.</p>
Tuesday, 11/3	<p><b>Edgenuity lessons:</b></p> <ul style="list-style-type: none"> <li>Math – Decomposing Numbers #2 (Odyssey folder)</li> <li>Language Arts – Ask Questions about Words #2 (Odyssey folder)</li> </ul> <p><b>Reading:</b> Listen to <u>Scaredy Squirrel</u> again, then complete the Venn diagram to compare and contrast what happened at the beginning and ending of the story.</p> <p><b>Handwriting:</b> Practice numbers writing and counting with the Numbers Pack #5 (choose 4 pages).</p> <p><b>Spelling:</b> Practice the spelling words <b>little, me, one</b> on the Sight Word Practice pages.</p> <p><b>Lexia Core 5:</b> Spend at least 30 minutes on Lexia for reading.</p>
Wednesday, 11/4	No School – Veteran's Day
Thursday, 11/5	<p><b>Edgenuity lessons:</b></p> <ul style="list-style-type: none"> <li>Math – Decomposing Numbers #3 (Odyssey folder)</li> <li>Language Arts – Ask Questions about Words #3 (Odyssey folder)</li> </ul> <p><b>Reading:</b> Write why you think Scaredy Squirrel played dead for so long.</p> <p><b>Handwriting:</b> Practice writing your first and last name for 10 minutes. Make sure to have just the capital letter at the beginning and the remaining letters lowercase.</p> <p><b>Spelling:</b> Practice writing your spelling words on lined paper OR with a fun activity (shaving cream, Play-Dough, flashlights on the wall, rainbow writing).</p> <p><b>i-Ready:</b> Spend 30 minutes on the My Path OR complete a lesson for math instruction.</p>
Friday, 11/6	<p><b>Edgenuity lessons:</b></p> <ul style="list-style-type: none"> <li>Math – Decomposing Numbers #4 (Odyssey folder)</li> <li>Language Arts – Ask Questions about Words #4 (Odyssey folder)</li> </ul> <p><b>Reading:</b> You may choose to listen to <u>Scaredy Squirrel</u> again, then write about your favorite part of the book.</p> <p><b>Spelling:</b> Take the spelling test.</p> <p><b>Handwriting:</b> Practice numbers writing and counting with the Numbers Pack #5 (other 4 pages).</p> <p><b>i-Ready:</b> Spend 30 minutes on the My Path for reading instruction.</p>

# Crestwood School Kindergarten Remote Learning Lesson Plans

## Week of November 16-20

### Spelling Words: and, here, in red, yellow

**Kindness Challenges:** Call or video chat your grandparents or esteemed elder. Step up for someone in need. Make and display a kindness matters sign.

**Art Project:** Create a rural landscape. Follow directions in the link and make it your own. Color with supplies you have at home. <https://artprojectsforkids.org/how-to-draw-an-easy-landscape/> Send a picture of the completed project to Ms. Magee at [mmagee@crestwood.k12.il.us](mailto:mmagee@crestwood.k12.il.us)

**Music:** Write a song about Thanksgiving. You can include your favorite foods, what you are thankful for, how you celebrate, etc. Send a video or the lyrics to Mrs. Mills.

**P.E.:** Exercise for at least 20 minutes each day. You can play outside, follow a video, go on a walk, ride your bike, etc. Send a picture or video to Mrs. Mills of your P.E. activity.

Monday, 11/16	<p><b>Edgenuity lessons:</b></p> <ul style="list-style-type: none"> <li>Math – Numbers 11-19 #1 (Odyssey folder)</li> <li>Language Arts – Write About Reading #1 (Odyssey folder)</li> </ul> <p><b>Reading:</b> Listen to <u>Turkey Trouble</u> at the YouTube link: <a href="https://youtu.be/TzUS7UHXsd8">https://youtu.be/TzUS7UHXsd8</a> Then, write about your prediction and draw a picture to go with your prediction.</p> <p><b>Handwriting:</b> Practice writing your first and last name for 10 minutes. Make sure to use a capital letter at the beginning and the remaining letters lowercase.</p> <p><b>Spelling:</b> Practice the spelling words <b>and, here</b> on the Sight Word Practice pages.</p> <p><b>I-Ready:</b> Spend 30 minutes on the My Path OR complete a lesson for math instruction.</p>
Tuesday, 11/17	<p><b>Edgenuity lessons:</b></p> <ul style="list-style-type: none"> <li>Math – Numbers 11-19 #2 (Odyssey folder)</li> <li>Language Arts – Write About Reading #2 (Odyssey folder)</li> </ul> <p><b>Reading:</b> Listen to <u>Turkey Trouble</u> again. Then, put the pictures in order and glue or tape together as a strip. These pictures will help you retell the story in your own words.</p> <p><b>Handwriting:</b> Practice writing and counting numbers with the Numbers Pack #6 (complete 4 pages).</p> <p><b>Spelling:</b> Practice the spelling word <b>in</b> on the Sight Word Practice page.</p> <p><b>Lexia Core 5:</b> Spend at least 30 minutes on Lexia for reading.</p>
Wednesday, 11/18	<p><b>Edgenuity lessons:</b></p> <ul style="list-style-type: none"> <li>Math – Numbers 11-19 #3 (Odyssey folder)</li> <li>Language Arts – Write About Reading #3 (Odyssey folder)</li> </ul> <p><b>Reading:</b> Listen to <u>Turkey Trouble</u> at the YouTube link: <a href="https://youtu.be/GywlsPzf_MU">https://youtu.be/GywlsPzf_MU</a> Then, write about what you knew before about turkeys and what you know now.</p> <p><b>Handwriting:</b> Write all uppercase and lowercase letters for 10 minutes. Pay attention to the lines!</p> <p><b>Spelling:</b> Practice the spelling words <b>red, yellow</b> on the Sight Word Practice pages.</p> <p><b>I-Ready:</b> Spend 30 minutes on the My Path OR complete a lesson for math instruction.</p>
Thursday, 11/19	<p><b>Edgenuity lessons:</b></p> <ul style="list-style-type: none"> <li>Math – Numbers 11-19 #4 (Odyssey folder)</li> </ul> <p><b>Reading:</b> Read the <u>Learn About Turkeys</u> book with an adult. You may color the pictures, if you choose.</p> <p><b>Handwriting:</b> Practice writing and counting numbers with the Numbers Pack #6 (complete the other 4 pages).</p> <p><b>Spelling:</b> Practice writing all five of your spelling words five times each using rainbow writing.</p> <p><b>Lexia Core 5:</b> Spend at least 30 minutes on Lexia for reading.</p>
Friday, 11/20	<p><b>Reading:</b> Write your own turkey book using information that you learned from the stories this week. Draw and color pictures to match the words.</p> <p><b>Handwriting:</b> Practice writing your first and last name, uppercase and lowercase letters, and numbers 1-20.</p> <p><b>Spelling:</b> Take a spelling test on your five words.</p> <p><b>I-Ready:</b> Complete the growth monitoring for reading and math without help from an adult. This will show what you know.</p>

# Crestwood School Kindergarten Remote Learning Lesson Plans

Week of November 23-24

**Kindness Challenges:** Say "hi" or cheer someone up who looks sad. Decorate a kindness rock and randomly place it. Make 10 messages of love and hope. Pat yourself on the back.

**Art Project:** Use this week as a catch-up if you have any missing art assignments. Send a picture of the completed project to Ms. Magee at [mmagee@crestwood.k12.il.us](mailto:mmagee@crestwood.k12.il.us)

**Music:** Dance to your favorite song!

**P.E.:** Exercise for at least 20 minutes each day. You can play outside, follow a video, go on a walk, ride your bike, etc. Send a picture or video to Mrs. Mills of your P.E. activity.

Monday, 11/23	<p><b>Reading:</b> Listen to <u>If I Was a Kid at the First Thanksgiving</u> at the following link: <a href="https://youtu.be/pSRReQ1FiCA">https://youtu.be/pSRReQ1FiCA</a></p> <p><b>Thanksgiving Activities</b></p> <ul style="list-style-type: none"> <li>• Match the lowercase letters with the uppercase letters.</li> <li>• What letter matches the beginning sound?</li> <li>• Put the feathers on the turkey.</li> <li>• Match the other half of the shapes.</li> </ul> <p><b>Writing:</b> Practice writing all uppercase and lowercase letters for at least 10 minutes. Remember to not have any floating letters; pay attention to the lines.</p> <p><b>i-Ready:</b> Spend 30 minutes on the My Path OR complete a lesson for math. Read a book of your choice for at least 10 minutes.</p>
Tuesday, 11/24	<p><b>Reading:</b> Listen to <u>The Great Turkey Race</u> at the following link: <a href="https://youtu.be/u3vXPYmEYww">https://youtu.be/u3vXPYmEYww</a></p> <p><b>Thanksgiving Activities</b></p> <ul style="list-style-type: none"> <li>• Place the picture that starts with each letter.</li> <li>• Look and spell.</li> <li>• How many are there of each?</li> <li>• Color the Cornucopia</li> </ul> <p><b>Writing:</b> Practice writing your first and last name for at least 10 minutes. Also, write your numbers 0-20. Remember to not have any floating letters or numbers; pay attention to the lines.</p> <p><b>Lexia Core 5:</b> Spend at least 30 minutes on Lexia for reading. Read a book of your choice for at least 10 minutes.</p>
Wednesday, 11/25	<p style="text-align: center; font-size: 1.5em;">Happy Thanksgiving!</p> <p style="text-align: center;">Enjoy the break, play outside, and eat lots of delicious food!</p> <p style="text-align: center;">You deserve it!</p>
Thursday, 11/26	
Friday, 11/27	

# Crestwood School Kindergarten Remote Learning Lesson Plans

## Week of November 30-December 4

### Spelling Words: away, help, is, run, up

**Kindness Challenges:** Embrace your family with a big hug. Take a family walk. Learn to say "hello" in a new language. Show appreciation to our Dean of Students, Mrs. Damler.

**Art Project:** Draw a cottage. Follow directions in the link and make it your own. Color with supplies you have at home. <https://artprojectsforkids.org/how-to-draw-a-cottage/> Send a picture of the completed project to Ms. Magee at [mmagee@crestwood.k12.il.us](mailto:mmagee@crestwood.k12.il.us)

**Music:** Listen to the Down by the Bay song at <https://www.youtube.com/watch?v=jAihLexlrDc> and listen for the long and short sounds. Complete the worksheet.

**P.E.:** Exercise for at least 20 minutes each day. Send a picture or video to Mrs. Mills of your P.E. activity.

Monday, 11/30	<p><b>Edgenuity lessons:</b></p> <ul style="list-style-type: none"> <li>Math – Add with Objects #1 (Odyssey folder)</li> <li>Language Arts – Find Reasons #1 (Odyssey folder)</li> </ul> <p><b>Reading:</b> Listen to <u>Bear Snores On</u> at the YouTube link: <a href="https://youtu.be/pCkRtyXg-fg">https://youtu.be/pCkRtyXg-fg</a> Then, write about your prediction and draw a picture to go with your prediction.</p> <p><b>Writing Challenge:</b> Write as many words as you can that have the ch digraph; keep your list.</p> <p><b>Spelling:</b> Practice the spelling word <b>away</b> on the Sight Word Practice page.</p> <p><b>I-Ready:</b> Spend 30 minutes on the My Path OR complete a lesson for math instruction.</p>
Tuesday, 12/1	<p><b>Edgenuity lessons:</b></p> <ul style="list-style-type: none"> <li>Math – Add with Objects #2 (Odyssey folder)</li> <li>Language Arts – Find Reasons #2 (Odyssey folder)</li> </ul> <p><b>Reading:</b> Listen to <u>Bear Snores On</u> again. Then, put the pictures in order and glue or tape together as a strip. These pictures will help you retell the story in your own words.</p> <p><b>Writing Challenge:</b> Choose 3 ch words from yesterday's list and write a sentence using a capital letter and period at the end.</p> <p><b>Spelling:</b> Practice the spelling word <b>help</b> on the Sight Word Practice page.</p> <p><b>Lexia Core 5:</b> Spend at least 30 minutes on Lexia for reading.</p>
Wednesday, 12/2	<p><b>Edgenuity lessons:</b></p> <ul style="list-style-type: none"> <li>Math – Add with Objects #3 (Odyssey folder)</li> <li>Language Arts – Find Reasons #3 (Odyssey folder)</li> </ul> <p><b>Reading:</b> Watch the following videos about different types of bears. Polar bears (<a href="https://kids.nationalgeographic.com/videos/amazing-animals/#/202852931657">https://kids.nationalgeographic.com/videos/amazing-animals/#/202852931657</a>) Sloth bears (<a href="https://kids.nationalgeographic.com/videos/amazing-animals/#/202853955601">https://kids.nationalgeographic.com/videos/amazing-animals/#/202853955601</a>)</p> <p><b>Writing Challenge:</b> Write as many words as you can that have the sh digraph; keep your list.</p> <p><b>Spelling:</b> Practice the spelling word <b>is</b> on the Sight Word Practice page.</p> <p><b>I-Ready:</b> Spend 30 minutes on the My Path OR complete a lesson for math instruction.</p>
Thursday, 12/3	<p><b>Edgenuity lessons:</b></p> <ul style="list-style-type: none"> <li>Math – Addition Properties (Odyssey folder)</li> <li>Language Arts – Find Reasons #4 (Odyssey folder)</li> </ul> <p><b>Reading:</b> Read the <u>Learn About Brown Bears</u> book with an adult. You may color the pictures, if you choose.</p> <p><b>Writing Challenge:</b> Choose 3 sh words from yesterday's list and write a sentence using a capital letter and period at the end.</p> <p><b>Spelling:</b> Practice the spelling word <b>run</b> on the Sight Word Practice page.</p> <p><b>Lexia Core 5:</b> Spend at least 30 minutes on Lexia for reading.</p>
Friday, 12/4	<p><b>Edgenuity lessons:</b></p> <ul style="list-style-type: none"> <li>Math – Adding Seeds (Odyssey folder)</li> </ul> <p><b>Reading:</b> Write your own bear book using information that you learned from the stories this week. Draw and color pictures to match the words.</p> <p><b>Handwriting:</b> Practice writing your first and last name, uppercase and lowercase letters, and numbers 1-20.</p> <p><b>Spelling:</b> Practice the spelling word <b>up</b> on the Sight Word Practice page. Then, take the test over all five words.</p> <p><b>I-Ready:</b> Spend 30 minutes on the My Path OR complete a lesson for reading instruction.</p>

# Crestwood School Kindergarten Remote Learning Lesson Plans

Week of December 7-11

**Spelling Words: big, can, it, play, three**

**Kindness Challenges:** Be kind to earth and make a cardboard creation. Make a friendship gift for someone new to you. Recycle your trash. Be positive (no complaining) for a whole day.

**Art Project:** Create a winter scene of evergreens. Use different colors of paper to create the art. You can put ornaments and decorations on the trees. Send a picture of the completed project to Ms. Magee at [mmagee@crestwood.k12.il.us](mailto:mmagee@crestwood.k12.il.us)

**Music:** Write a rhythm piece using the worksheet. You can send a video or picture to Mrs. Mills.

**P.E.:** Exercise for at least 20 minutes each day. Send a picture or video to Mrs. Mills of your P.E. activity.



Monday, 12/7	<p><b>Edgenuity lessons:</b></p> <ul style="list-style-type: none"> <li>Math – Addition Number Sentences #1 (Odyssey folder)</li> <li>Language Arts – Characters, Setting, Events #1 (Odyssey folder)</li> </ul> <p><b>Reading:</b> Before reading, draw a picture of what you visualize or what is in your mind when you think about the Gingerbread Man popping out of the oven and running along the floor. Listen to <u>The Gingerbread Man</u> at the YouTube link: <a href="https://youtu.be/Di4lf5MqRA">https://youtu.be/Di4lf5MqRA</a></p> <p><b>Phonics:</b> Watch the phonics video about th and wh: <a href="https://youtu.be/Ld1h80zaD_U">https://youtu.be/Ld1h80zaD_U</a> Then, color the th words orange and wh words purple on the worksheet.</p> <p><b>Spelling:</b> Practice the spelling word <b>big</b> on the Sight Word Practice page.</p> <p><b>i-Ready:</b> Spend 30 minutes on the My Path OR complete a lesson for math instruction. *START DIAGNOSTIC*</p>
Tuesday, 12/8	<p><b>Edgenuity lessons:</b></p> <ul style="list-style-type: none"> <li>Math – Addition Number Sentences #2 (Odyssey folder)</li> <li>Language Arts – Characters, Setting, Events #2 (Odyssey folder)</li> </ul> <p><b>Reading:</b> Listen to <u>The Gingerbread Man</u> again. Then, put the pictures in order and glue or tape together as a strip. These pictures will help you retell the story in your own words.</p> <p><b>Phonics:</b> Cut the pictures at the bottom of the th and wh page and sort the words, then write a sentence using one word and draw a picture to match the sentence.</p> <p><b>Spelling:</b> Practice the spelling word <b>can</b> on the Sight Word Practice page.</p> <p><b>Lexia Core 5:</b> Spend at least 30 minutes on Lexia for reading.</p>
Wednesday, 12/9	<p><b>Edgenuity lessons:</b></p> <ul style="list-style-type: none"> <li>Math – Addition Number Sentences #3 (Odyssey folder)</li> <li>Language Arts – Characters, Setting, Events #3 (Odyssey folder)</li> </ul> <p><b>Reading:</b> Listen to another reader read <u>The Gingerbread Man</u> at <a href="https://youtu.be/UpYk7xZCqnw">https://youtu.be/UpYk7xZCqnw</a> Then, draw a picture and write a sentence about how the Gingerbread Man could have solve his problem about not wanting to be eaten.</p> <p><b>Phonics:</b> Highlight or underline the wh and th digraphs and practice reading the words on the worksheet.</p> <p><b>Spelling:</b> Practice the spelling word <b>it</b> on the Sight Word Practice page.</p> <p><b>i-Ready:</b> Spend 30 minutes on the My Path OR complete a lesson for math instruction. *START DIAGNOSTIC*</p>
Thursday, 12/10	<p><b>Edgenuity lessons:</b></p> <ul style="list-style-type: none"> <li>Math – Addition Number Sentences #4 (Odyssey folder)</li> <li>Language Arts – Characters, Setting, Events #4 (Odyssey folder)</li> </ul> <p><b>Reading:</b> Listen to the story again, then share 2 examples of how the fox tricked the Gingerbread Man.</p> <p><b>Phonics:</b> Watch the phonics video about sh and ch: <a href="https://youtu.be/et1Jc2UPiGw">https://youtu.be/et1Jc2UPiGw</a> Then, do the Name That Digraph sort.</p> <p><b>Spelling:</b> Practice the spelling word <b>play</b> on the Sight Word Practice page.</p> <p><b>Lexia Core 5:</b> Spend at least 30 minutes on Lexia for reading.</p>
Friday, 12/11	<p><b>Reading:</b> Write about your favorite part in the story (use a sentence) and draw a picture to match.</p> <p><b>Math:</b> Complete the Color by Number Santa worksheet. Make sure to answer the facts in pencil, then color.</p> <p><b>Handwriting:</b> Practice writing your full name, uppercase and lowercase letters, and numbers 1-20.</p> <p><b>Spelling:</b> Practice the spelling word <b>three</b> on the Sight Word Practice page. Then, take the test over all five words.</p> <p><b>i-Ready:</b> Spend 30 minutes on the My Path OR complete a lesson for reading instruction. *START DIAGNOSTIC*</p>



# Crestwood School Kindergarten Remote Learning Lesson Plans

## Week of December 14-18

**Kindness Challenges:** Go a whole day without complaining & use only positive words for the entire day. Tell a current or past teacher how they've inspired you.

**Art Project:** Make a paper chain using paper, glue or tape, and scissors. Decorate your tree or your room with your chain. Merry Christmas! Send a picture of the completed project to Ms. Magee at [mmagee@crestwood.k12.il.us](mailto:mmagee@crestwood.k12.il.us)

**Music:** Sing your favorite Christmas or holiday song. It will be more fun to add dance moves to the song! You can send a video or picture to Mrs. Mills.

**P.E.:** Exercise for at least 20 minutes each day. Send a picture or video to Mrs. Mills of your P.E. activity.



Monday, 12/14	<p><b>Reading:</b> Before reading, draw a picture of what you think will happen when Peter gets too big for his chair. Listen to <u>Peter's Chair</u> at the YouTube link: <a href="https://youtu.be/DW_QIMBjvHQ">https://youtu.be/DW_QIMBjvHQ</a></p> <p><b>Phonics:</b> Watch the phonics video about the blend sl: <a href="https://youtu.be/-SXmrgSviGc">https://youtu.be/-SXmrgSviGc</a> Then, use the letter tiles to make a list of words with the sl blend.</p> <p><b>Math:</b> Complete the more or less worksheets to practice comparing numbers. (3 worksheets)</p> <p><b>Handwriting/Spelling:</b> Practice writing your uppercase and lowercase letters and numbers 1-20. Also practice reading and writing the pre-primer sight words.</p> <p><b>i-Ready:</b> Spend 30 minutes on the My Path OR complete a lesson for math instruction. Make sure to complete your diagnostic test, if you haven't already.</p>
Tuesday, 12/15	<p><b>Reading:</b> Listen to <u>Peter's Chair</u> again. Then, put the pictures in order and glue or tape together as a strip. These pictures will help you retell the story in your own words.</p> <p><b>Phonics:</b> Watch the phonics video about the blend gl: <a href="https://youtu.be/0dY_ybMB1AE">https://youtu.be/0dY_ybMB1AE</a> Then, use the letter tiles to make a list of words with the gl blend.</p> <p><b>Math:</b> Color the Hundreds Chart using the key at the bottom of the page to reveal a mystery picture.</p> <p><b>Handwriting/Spelling:</b> Practice writing your full name using a capital letter only for the first letter, then the rest lowercase.</p> <p><b>Lexia Core 5:</b> Spend at least 30 minutes on Lexia for reading.</p>
Wednesday, 12/16	<p><b>Reading:</b> Listen to another reader read <u>Peter's Chair</u> at <a href="https://youtu.be/2XXSxwNDSyQ">https://youtu.be/2XXSxwNDSyQ</a> Then, draw a picture and write about how Peter changed from the beginning of the story to the ending of the story.</p> <p><b>Phonics:</b> Cut out the pictures at the bottom of the worksheet and sort into the sl and gl blends. Then, choose one word to write a sentence and draw a picture.</p> <p><b>Math:</b> Write the number of pictures in each group, then add the pictures together. (2 worksheets)</p> <p><b>Handwriting/Spelling:</b> Color the picture using the code of sight words.</p> <p><b>i-Ready:</b> Spend 30 minutes on the My Path OR complete a lesson for math instruction. Make sure to complete your diagnostic test, if you haven't already.</p>
Thursday, 12/17	<p><b>Reading:</b> Listen to <u>Peter's Chair</u> again, then write about a time that you outgrew something. Draw a picture to match and share how you felt.</p> <p><b>Phonics:</b> Color the sl words blue and the gl words green on the worksheet.</p> <p><b>Math:</b> Complete the Before and After math worksheet.</p> <p><b>Handwriting/Spelling:</b> Practice writing your uppercase and lowercase letters and numbers 1-20. Also, practice reading and writing the pre-primer sight words.</p> <p><b>Lexia Core 5:</b> Spend at least 30 minutes on Lexia for reading.</p>
Friday, 12/18	<p><b>Reading:</b> Write about your favorite part in the story (use a sentence) and draw a picture to match.</p> <p><b>Phonics:</b> Practice reading the words with sl and gl blends. Underline or highlight the blends in each word.</p> <p><b>Math:</b> Complete the Marshmallow Math, Hot Chocolate Addition page.</p> <p><b>Handwriting/Spelling:</b> Practice writing your full name using a capital letter only for the first letter, then the rest lowercase.</p> <p><b>i-Ready:</b> Spend 30 minutes on the My Path OR complete a lesson for reading instruction. Make sure to complete your diagnostic test, if you haven't already.</p>

# Kindergarten Remote Plans

\*\*\*Please check off each assignment as you complete them. Please keep them stapled together or in the same order when finished.

**Reading:** This week's reading story is The Snowy Day. You can watch it on Youtube at <https://www.youtube.com/watch?v=FmZCQfeWjeQ>

**Character Education:** Our kindness Challenge this week is "Pick your kind act at home."

## January 5

### Reading Story of the Week:

- Listen to the story on Youtube: <https://www.youtube.com/watch?v=FmZCQfeWjeQ>
- Stop in the middle and predict how the story will end

### Math:

- Complete Chapter 6 Lesson 1 pages 311-316

### Packet Work:

- How many?
- Greater and Less Than
- Missing Letters
- Sight Word Practice
- Reading Comprehension

### Handwriting Practice:

- Make a list of -ow words (10 words)
- Write your first and last name 3 times each
- Write numbers 1-20

### Daily PE activity:

- Select an activity from Coach's list at: [pcusdweb/Teachers/kadkison/index.htm](http://pcusdweb/Teachers/kadkison/index.htm)

### Music:

- Listen to nursery rhymes: <https://www.youtube.com/watch?v=RciE68Q7PCA>
- Complete High/Low Worksheet

### Additional Reading/Math Activities:

If you have internet,

- 20 minutes on [www.lexiacore5.com](http://www.lexiacore5.com)
- 20 minutes of math on <https://login.i-ready.com/>

If you don't have internet,

- Read for 20 minutes and keep a log of the book titles
- Practice counting to 100 by 1's and 10's

## January 6

### Reading Story of the Week:

- Listen to the story on Youtube: <https://www.youtube.com/watch?v=FmZCQfeWjeQ>
- Have your child retell the story to you and discuss the meaning of "packed"

### Math:

- Complete Chapter 6 Lesson 2 pages 317-322

### Packet Work:

- Make 10
- Number Order
- CVC Puzzles
- Sight Word Practice
- I can Read Simple Sentences

### Handwriting Practice: (Please send Pictures to your child's teacher)

- Make a list of short o words (10 words) Example: mop, cot, etc.
- Write your first and last name 3 times each
- Write numbers 1-20

### Daily PE activity:

- Select an activity from Coach's list at: [pcusdweb/Teachers/kadkison/index.htm](http://pcusdweb/Teachers/kadkison/index.htm)

### Library:

- Read for 20 minutes with a family member and keep a log of the books

### Character Education:

- Complete the Kindness Challenge: "Pick your kind act at home."

### Additional Reading/Math Activities:

If you have internet,

- 20 minutes on [www.lexiacore5.com](http://www.lexiacore5.com)
- 20 minutes of math on <https://login.i-ready.com/>

If you don't have internet,

- Read for 20 minutes and keep a log of the book titles
- Practice counting to 100 by 1's and 10's

## January 7

### Reading Story of the Week:

- Listen to the story on Youtube: <https://www.youtube.com/watch?v=FmZCQfeWjeQ>
- Have your child draw about something they like to do in the snow.

### Math:

- Complete Chapter 6 Lesson 3 pages 323-328

### Packet Work:

- Number Sense up to 20
- Hexagons
- Spin, Read, and Cover
- Sight Word Practice
- Read and Sequence

### Handwriting Practice: (Please send Pictures to your child's teacher)

- Write your first and last name 3 times each
- Ow/short O word sort worksheet
- Write numbers 1-20

### Daily PE activity:

- Select an activity from Coach's list at: [pcusdweb/Teachers/kadkison/index.htm](http://pcusdweb/Teachers/kadkison/index.htm)

### Technology:

- Play teach your monster to read from Mrs. St. Clair's website:  
<https://www.teachyourmonstertoread.com/u/3607802>

### Additional Reading/Math Activities:

#### If you have internet,

- Listen to our reading story on YouTube:
- 20 minutes on [www.lexiacore5.com](http://www.lexiacore5.com)
- 20 minutes of math on <https://login.i-ready.com/>

#### If you don't have internet,

- Read for 20 minutes and keep a log of the book titles
- Practice counting to 100 by 1's and 10's

## January 8

### Reading Story of the Week:

- Listen to the story on Youtube: <https://www.youtube.com/watch?v=FmZCQfeWJeQ>
- Draw a picture of your favorite part and label

### Math:

- Complete Chapter 6 Lesson 4 pages 329-334

### Packet Work:

- Twenty Frame Counting
- Christmas Counting from 6-12
- Word Families
- Sight Word Practice
- I Can Read Simple Stories

### Handwriting Practice: (Please send Pictures to your child's teacher)

- Write your first and last name 3 times each
- Write numbers 1-20
- Write 3 simple sentences using heart words and cvc (ex:// I see a dog.) Make sure they include a capital letter and a period.

### Art:

- Mitten Collage

### Daily PE activity:

- Select an activity from Coach's list at: [pcusdweb/Teachers/kadkison/index.htm](https://pcusdweb/Teachers/kadkison/index.htm)

### Additional Reading/Math Activities:

If you have internet,

- Listen to our reading story on YouTube:
- 20 minutes on [www.lexiacore5.com](http://www.lexiacore5.com)
- 20 minutes of math on <https://login.i-ready.com/>

If you don't have internet,

- Read for 20 minutes and keep a log of the book titles
- Practice counting to 100 by 1's and 10's

# Crestwood School Kindergarten Remote Learning Lesson Plans


Week of January 11<sup>th</sup>-15<sup>th</sup>

Sight Words: find, funny, make, said, where

**Kindness Challenges:** Prepare a healthy meal or snack for a loved one. Say "sorry" to someone you may have hurt. Tell a joke & make someone laugh.

**Art Project:** Create a car cutting of different colors of paper out to make the car and background. Glue the papers together to show the car, ground, and sky. You can make the car whatever kind of car you like. Send a picture of the completed project to Ms. Magee at [mmagee@crestwood.k12.il.us](mailto:mmagee@crestwood.k12.il.us)

**P.E.:** Exercise for at least 20 minutes each day. Send a picture or video to Mrs. Mills of your P.E. activity.



Monday, 1/11	<p><b>Edgenuity Lessons:</b></p> <ul style="list-style-type: none"> <li>Language Arts – Long o (Odyssey folder)</li> <li>Math – Subtraction Number Sentences #1 (Odyssey folder)</li> </ul> <p><b>Reading:</b> Listen to <u>Snowmen at Night</u> at the YouTube link: <a href="https://youtu.be/2mKrengpzdE">https://youtu.be/2mKrengpzdE</a> Then, draw a picture of what you visualize when the book says that the snowmen did skating tricks. Copy the words on the page to practice letters and sentence writing.</p> <p><b>Sight Words:</b> Complete the sight word practice page for the word <b>find</b>.</p> <p><b>i-Ready:</b> Spend 30 minutes on the My Path OR complete a lesson for math instruction.</p> <p><b>Writing:</b> Write your numbers 0-20 by tracing and writing on the lines. Practice your math facts using a Rocket Math page, flash cards, or SumDog.</p>
Tuesday, 1/12	<p><b>Edgenuity Lessons:</b></p> <ul style="list-style-type: none"> <li>Math – Subtraction Number Sentences #2 (Odyssey folder)</li> </ul> <p><b>Reading:</b> Listen to <u>Snowmen at Night</u> again. Then, sort the images into details that are in the text and details not in the text.</p> <p><b>Phonics:</b> Watch the phonics video about the -old word family <a href="https://youtu.be/Hn8LgXcRffY">https://youtu.be/Hn8LgXcRffY</a> Then, sort the words at the bottom of the page into old or o columns.</p> <p><b>Sight Words:</b> Complete the sight word practice page for the word <b>funny</b>.</p> <p><b>Lexia Core 5:</b> Spend at least 30 minutes on Lexia for reading.</p> <p><b>Writing:</b> Write your uppercase and lowercase letters. Practice your math facts using a Rocket Math page, flash cards, or SumDog.</p>
Wednesday, 1/13	<p><b>Edgenuity Lessons:</b></p> <ul style="list-style-type: none"> <li>Math – Subtraction Number Sentences #3 (Odyssey folder)</li> </ul> <p><b>Reading:</b> Listen to another reader read <u>Snowmen at Night</u> at <a href="https://youtu.be/kacbEi4pwgo">https://youtu.be/kacbEi4pwgo</a> Then, draw a picture and write about something you ever made that didn't last.</p> <p><b>Phonics:</b> Write as many -old words as you can using the letter tiles to help make combinations.</p> <p><b>Sight Words:</b> Complete the sight word practice page for the word <b>make</b>.</p> <p><b>i-Ready:</b> Spend 30 minutes on the My Path OR complete a lesson for math instruction.</p> <p><b>Writing:</b> Write your numbers 0-20 by tracing and writing on the lines. Practice your math facts using a Rocket Math page, flash cards, or SumDog.</p>
Thursday, 1/14	<p><b>Edgenuity Lessons:</b></p> <ul style="list-style-type: none"> <li>Math – Subtraction Number Sentences #4 (Odyssey folder)</li> </ul> <p><b>Reading:</b> Listen to <u>Snowmen at Night</u> again, then write why you think the snowmen drank ice-cold cocoa instead of hot cocoa.</p> <p><b>Phonics:</b> Practice reading the -old words and highlight the ow chunk.</p> <p><b>Sight Words:</b> Complete the sight word practice page for the word <b>said</b>.</p> <p><b>Lexia Core 5:</b> Spend at least 30 minutes on Lexia for reading.</p> <p><b>Writing:</b> Write your uppercase and lowercase letters. Practice your math facts using a Rocket Math page, flash cards, or SumDog.</p>
Friday, 1/15	<p><b>Edgenuity Lessons:</b></p> <ul style="list-style-type: none"> <li>Language Arts – Short o (Odyssey folder)</li> <li>Math – Subtraction Word Problems (Odyssey folder)</li> </ul> <p><b>Reading:</b> Write about if you like hot cocoa or chocolate milk best and why.</p> <p><b>Phonics:</b> Color the long /ow/ words blue and the -old chunk words yellow.</p> <p><b>Sight Words:</b> Complete the sight word practice page for the word <b>where</b>.</p> <p><b>i-Ready:</b> Spend 30 minutes on the My Path OR complete a lesson for reading instruction.</p> <p><b>Writing:</b> Write your first and last name using a capital letter to start then lowercase letters to end.</p>

# Crestwood School Kindergarten Remote Learning Lesson Plans

Week of January 18<sup>th</sup>-22<sup>nd</sup>

**Kindness Challenges:** Write a letter to a friend. Raise funds for a cause you care about. Create your own kind act.

**Art Project:** Draw a picture of you and your family having a snowball fight, building a snowman, or sledding. Send a picture of the completed project to Ms. Magee at [mmagee@crestwood.k12.il.us](mailto:mmagee@crestwood.k12.il.us)

**P.E.:** Exercise for at least 20 minutes each day. Send a picture or video to Mrs. Mills of your P.E. activity.

**Music:** Complete the Writing Rhythms worksheet.



Monday, 1/18	No School for Martin Luther King, Jr. Day!
Tuesday, 1/19	<p><b>Edgenuity Lessons:</b></p> <ul style="list-style-type: none"> <li>Language Arts – Long o (Odyssey folder)</li> <li>Math – Teen Numbers #1 (Odyssey folder)</li> </ul> <p><b>Reading:</b> Listen to <u>Ice Bear</u> at the following link: <a href="#">Nicola Davies / Ice Bear on Vimeo</a> Then, draw a picture of what you visualize about mother polar bears. Copy the words on the page to practice letters and sentence writing.</p> <p><b>Phonics:</b> Watch the phonics video about long o, silent e at <a href="https://youtu.be/SUp-nnGusvk">https://youtu.be/SUp-nnGusvk</a> Then, make a list of as many o_e words that you can think of and practice reading the o_e words by highlighting the chunks.</p> <p><b>Sight Words:</b> Choose an activity from the Word Work menu to practice your pre-primer list.</p> <p><b>i-Ready:</b> Spend 30 minutes on the My Path OR complete a lesson for math instruction.</p> <p><b>Writing:</b> Complete 2 pages from Numbers Pack #7 to practice 19 and 20. Also, practice writing your letters and first, last name.</p>
Wednesday, 1/20	<p><b>Edgenuity Lessons:</b></p> <ul style="list-style-type: none"> <li>Math – Teen Numbers #2 (Odyssey folder)</li> </ul> <p><b>Reading:</b> Listen to <u>Ice Bear</u> again. Then, write about something new that you learned about polar bears. Copy the words on the page to practice letters and sentence writing.</p> <p><b>Phonics:</b> Watch the phonics video about the short o at <a href="https://youtu.be/GayEiWqQNf0">https://youtu.be/GayEiWqQNf0</a> Then, sort the words at the bottom of the page into the o_e chunk or short o columns. Also, divide the words into -old or o_e by coloring.</p> <p><b>Sight Words:</b> Choose an activity from the Word Work menu to practice your pre-primer list.</p> <p><b>Lexia Core 5:</b> Spend at least 30 minutes on Lexia for reading.</p> <p><b>Writing:</b> Complete 2 pages from Numbers Pack #7 to practice 19 and 20. Practice your math facts using a Rocket Math page, flash cards, or SumDog.</p>
Thursday, 1/21	<p><b>Edgenuity Lessons:</b></p> <ul style="list-style-type: none"> <li>Math – Teen Numbers #3 (Odyssey folder)</li> <li>Language Arts – th (Odyssey folder)</li> </ul> <p><b>Reading:</b> Listen to <u>Ice Bear</u> at <a href="#">Nicola Davies / Ice Bear on Vimeo</a> Then, write about how camouflage helps another animal, like the polar bear.</p> <p><b>Phonics:</b> Write as many -old words as you can using the letter tiles to help make combinations.</p> <p><b>Sight Words:</b> Choose an activity from the Word Work menu to practice your pre-primer list.</p> <p><b>i-Ready:</b> Spend 30 minutes on the My Path OR complete a lesson for math instruction.</p> <p><b>Writing:</b> Complete 2 pages from Numbers Pack #7 to practice 19 and 20. Practice your math facts using a Rocket Math page, flash cards, or SumDog. Also, practice writing your letters and first, last name.</p>
Friday, 1/22	<p><b>Edgenuity Lessons:</b></p> <ul style="list-style-type: none"> <li>Math – Teen Numbers #4 (Odyssey folder)</li> <li>Language Arts – th #2 (Odyssey folder)</li> </ul> <p><b>Reading:</b> Listen to <u>Ice Bear</u> again, then write if you would like to live like the Inuit.</p> <p><b>Phonics:</b> Practice reading the -old words and highlight the ow chunk.</p> <p><b>Sight Words:</b> Choose an activity from the Word Work menu to practice your pre-primer list.</p> <p><b>Lexia Core 5:</b> Spend at least 30 minutes on Lexia for reading.</p> <p><b>Writing:</b> Complete 2 pages from Numbers Pack #7 to practice 19 and 20. Practice your math facts using a Rocket Math page, flash cards, or SumDog.</p>



# Crestwood School Kindergarten Remote Learning Lesson Plans

Week of January 25<sup>th</sup>-29<sup>th</sup>

**Art Project:** Draw a picture of a squirrel using the diagram. You can have snow instead of grass, if you like. Use blue to show shadows in the snow. <https://artprojectsforkids.org/how-to-draw-a-squirrel/> Send a picture of the completed project to Ms. Magee at [mmagee@crestwood.k12.il.us](mailto:mmagee@crestwood.k12.il.us)  
**P.E.:** Exercise for at least 20 minutes each day. Send a picture or video to Mrs. Mills of your P.E. activity.

**Music:** Complete the How Many Sounds? worksheet.

Monday, 1/25	<p><b>Edgenuity Lessons:</b></p> <ul style="list-style-type: none"> <li>• Language Arts – Penguins #1 (Odyssey folder)</li> <li>• Math – Compare Groups #1 (Odyssey folder)</li> </ul> <p><b>Reading:</b> Listen to <u>Tacky the Penguin</u> at the following link: <a href="https://vimeo.com/19191436">https://vimeo.com/19191436</a> Then, cut all the pictures out and put them in order of what happened in the story.</p> <p><b>Phonics:</b> Watch and play the Short o Phonics Train video to practice reading short o words: <a href="https://youtu.be/rPmNrT_tWTI">https://youtu.be/rPmNrT_tWTI</a></p> <p><b>Sight Words:</b> Complete the Sight Word Homework 1 page.</p> <p><b>i-Ready:</b> If you have not yet completed the diagnostic for reading, you need to do so. If you have completed the diagnostic, you need to complete the growth monitoring check for reading.</p> <p><b>Math:</b> Complete the Math Practice Page: 2.</p>
Tuesday, 1/26	<p><b>Edgenuity Lessons:</b></p> <ul style="list-style-type: none"> <li>• Language Arts – Penguins #2 (Odyssey folder)</li> <li>• Math – Compare Groups #2 (Odyssey folder)</li> </ul> <p><b>Reading:</b> Listen to <u>Tacky the Penguin</u> again. Then, write about how Tacky is like and different from his companions. Use the Venn diagram to compare and also finish the writing prompts.</p> <p><b>Phonics:</b> Watch the phonics video about two vowels at the following link: <a href="https://youtu.be/7fb3Pdt8kxg">https://youtu.be/7fb3Pdt8kxg</a> Then, cut and sort the words at the bottom of the worksheet and sort by oa or short o words.</p> <p><b>Sight Words:</b> Complete the Sight Word Homework 2 page.</p> <p><b>i-Ready:</b> If you have not yet completed the diagnostic for math, you need to do so. If you have completed the diagnostic, you need to complete the growth monitoring check for math.</p> <p><b>Math:</b> Complete the Math Practice Page: 3.</p>
Wednesday, 1/27	<p><b>Edgenuity Lessons:</b></p> <ul style="list-style-type: none"> <li>• Language Arts – Penguins #3 (Odyssey folder)</li> <li>• Math – Compare Groups #3 (Odyssey folder)</li> </ul> <p><b>Reading:</b> Listen to <u>Tacky the Penguin</u>. Then, write if you think that Tacky's companions will treat him differently after the hunters leave. Finish the writing prompt and draw a picture.</p> <p><b>Phonics:</b> Watch the oa video at the following link: <a href="https://youtu.be/_xYKYTf0JS8">https://youtu.be/_xYKYTf0JS8</a> Then, write as many -oa words as you can using the letter tiles to help make combinations.</p> <p><b>Sight Words:</b> Complete the Sight Word Homework 3 page.</p> <p><b>Lexia Core 5:</b> Spend at least 30 minutes on Lexia for reading.</p> <p><b>Math:</b> Complete the Math Practice Page: 4.</p>
Thursday, 1/28	<p><b>Edgenuity Lessons:</b></p> <ul style="list-style-type: none"> <li>• Math – Read Numbers #1 (Odyssey folder)</li> <li>• Language Arts – th #2 (Odyssey folder)</li> </ul> <p><b>Reading:</b> Listen to <u>Tacky the Penguin</u>, then write about your favorite part of the story. Draw a picture to match.</p> <p><b>Phonics:</b> Practice reading the oa words and highlight the oa chunk.</p> <p><b>Sight Words:</b> Complete the Sight Word Homework 4 page.</p> <p><b>i-Ready:</b> Spend 30 minutes on the My Path OR complete a lesson for math instruction.</p> <p><b>Math:</b> Complete the Math Practice Page: 5.</p>
Friday, 1/29	<p><b>Edgenuity Lessons:</b></p> <ul style="list-style-type: none"> <li>• Math – Read Numbers #2 (Odyssey folder)</li> </ul> <p><b>Reading:</b> Write about how you are unique. Then, you can color and put together the penguin craft.</p> <p><b>Phonics:</b> Color the words with oa green and the short o words purple.</p> <p><b>Sight Words:</b> Complete the Sight Word Homework 5 page.</p> <p><b>Math:</b> Complete the Math Practice Page: 6.</p> <p><b>Lexia Core 5:</b> Spend at least 30 minutes on Lexia for reading.</p>



# Crestwood School Kindergarten Remote Learning Lesson Plans

Week of February 1<sup>st</sup>-5<sup>th</sup>

## Heart Words: do, have, like, no, what

**Art Project:** Romero Britto is a present-day artist who paints about hope, dreams, and happiness. Paint or draw your own version of a Britto artwork. He breaks the picture plane into sections and includes fun patterns. <https://artprojectsforkids.org/draw-a-romero-britto-cat> Send a picture of the completed project to Ms. Magee at [mmagee@crestwood.k12.il.us](mailto:mmagee@crestwood.k12.il.us)



**P.E.:** Exercise for at least 20 minutes each day. Send a picture or video to Mrs. Mills of your P.E. activity.

**Music:** Complete the Think the Rhythm! Write it! worksheet and return to Mrs. Mills.

Monday, 2/1	<p><b>Edgenuity Lessons:</b></p> <ul style="list-style-type: none"> <li>Math – Count to 100 #1 (Odyssey folder)</li> <li>Language Arts – Writing Better #1 (Odyssey folder)</li> </ul> <p><b>Reading:</b> Listen to <u>Hooway for Wodney Wat</u> at the following link titled Kids Book Read Aloud: HOOWAY FOR WODNEY WAT by Helen Lester and Lynn Munsinger: <a href="https://youtu.be/8NbiJqk8Qow">https://youtu.be/8NbiJqk8Qow</a> Then, draw a picture to show what you think of when Camilia yelled "Wake Up!"</p> <p><b>Phonics:</b> Watch the video titled Learn Long Vowels with Silent e   Phonics for Kids   Silent e Song at the link: <a href="https://youtu.be/6j5dVs4QLpw">https://youtu.be/6j5dVs4QLpw</a></p> <p><b>Sight Words:</b> Practice the sight word: do.</p> <p><b>Lexia Core 5:</b> Spend at least 30 minutes on Lexia for reading.</p> <p><b>Math:</b> Complete the Math Practice Page: 7.</p>
Tuesday, 2/2	<p><b>Edgenuity Lessons:</b></p> <ul style="list-style-type: none"> <li>Math – Count to 100 #2 (Odyssey folder)</li> <li>Language Arts – Writing Better #2 (Odyssey folder)</li> </ul> <p><b>Reading:</b> Listen to <u>Hooway for Wodney Wat</u> again. Cut the pictures out and put them back in the correct order to practice sequence.</p> <p><b>Phonics:</b> Watch the video titled A_E   Fun Phonics   How to Read   Magic E   Made by Kids vs Phonics video to practice reading long a words with silent e: <a href="https://youtu.be/tp_iuG2uHY4">https://youtu.be/tp_iuG2uHY4</a> Then, sort the words at the bottom of worksheet #1 into a_e or a words.</p> <p><b>Sight Words:</b> Practice the sight word: have.</p> <p><b>i-Ready:</b> Spend 30 minutes on the My Path OR complete a lesson for math instruction.</p> <p><b>Math:</b> Complete the Math Practice Page: 8.</p>
Wednesday, 2/3	<p><b>Edgenuity Lessons:</b></p> <ul style="list-style-type: none"> <li>Math – Count to 100 #3 (Odyssey folder)</li> <li>Language Arts – Writing Better #3 (Odyssey folder)</li> </ul> <p><b>Reading:</b> Listen to <u>Hooway for Wodney Wat</u>. Then, write about when you were afraid of something and also what Wodney is afraid of to make a connection.</p> <p><b>Phonics:</b> Write as many a_e words on worksheet #2 that you can using the letter tiles or by thinking of your own.</p> <p><b>Sight Words:</b> Practice the sight word: like.</p> <p><b>Lexia Core 5:</b> Spend at least 30 minutes on Lexia for reading.</p> <p><b>Math:</b> Complete the Math Practice Page: 9.</p>
Thursday, 2/4	<p><b>Edgenuity Lessons:</b></p> <ul style="list-style-type: none"> <li>Math – Count to 100 #4 (Odyssey folder)</li> </ul> <p><b>Reading:</b> Listen to <u>Hooway for Wodney Wat</u>, then choose two words to describe Wodney. Think about why Wodney is like that.</p> <p><b>Phonics:</b> Practice reading the a_e words and highlight the a_e chunk on worksheet #3.</p> <p><b>Sight Words:</b> Practice the sight word: no.</p> <p><b>i-Ready:</b> Spend 30 minutes on the My Path OR complete a lesson for math instruction.</p> <p><b>Math:</b> Complete the Math Practice Page: 10.</p> <p><b>Sentences:</b> Complete the I can read, build, and write simple sentences worksheet #1.</p>
Friday, 2/5	<p><b>Edgenuity Lessons:</b></p> <ul style="list-style-type: none"> <li>Math – Count to 100 #5 (Odyssey folder)</li> </ul> <p><b>Reading:</b> Write your opinion on if it was okay for the students to make fun of Wodney.</p> <p><b>Phonics:</b> Color the words with a_e words red and the short a words blue on worksheet #4.</p> <p><b>Sight Words:</b> Practice the sight word: what.</p> <p><b>Math:</b> Complete the Math Practice Page: 11.</p> <p><b>i-Ready:</b> Spend 30 minutes on the My Path OR complete a lesson for reading instruction.</p> <p><b>Sentences:</b> Complete the I can read, build, and write simple sentences worksheet #2.</p>

# Crestwood School Kindergarten Remote Learning Lesson Plans

Week of February 8<sup>th</sup>-12<sup>th</sup>

**Sight Words: are, be, came, he, on**

**Art Project:** Create a Valentine's Day card out of construction paper or found paper at home. Send a picture of the completed project to Ms. Magee at [mmagee@crestwood.k12.il.us](mailto:mmagee@crestwood.k12.il.us)

**P.E.:** Exercise for at least 20 minutes each day. Send a picture or video to Mrs. Mills of your P.E. activity.

**Music:** Listen to the song at the following link: <https://www.youtube.com/watch?v=NV-qXShpP6A> and complete the One, Two, Three, Four worksheet and return to Mrs. Mills.



Monday, 2/8	<p><b>Edgenuity Lessons:</b></p> <ul style="list-style-type: none"> <li>Math – Ordinal Numbers #1 (Odyssey folder)</li> </ul> <p><b>Reading:</b> Before reading, make a prediction about what you think you will read in the book. Then, listen to <u>Roses are Pink, Your Feet Really Stink</u> at the following link titled ROSES ARE PINK YOUR FEET REALLY STINK Book Read Aloud   Valentine's Day Books for Kids: <a href="https://youtu.be/9jGCfzHg0GU">https://youtu.be/9jGCfzHg0GU</a> and then write about what really happened.</p> <p><b>Phonics:</b> Watch the video titled -AY Words for Kids   Read AY Words   Learning Time Fun   -AY Words for Children   The -AY Words at the link: <a href="https://youtu.be/hmp0Dh0cvCE">https://youtu.be/hmp0Dh0cvCE</a></p> <p><b>Sight Words:</b> Practice the sight words: are and be on the house papers by watching the video from Mrs. Mills. Also, time your child reading the words on the Rapid Word Chart and record the time each day.</p> <p><b>Lexia Core 5:</b> Spend at least 30 minutes on Lexia for reading.</p> <p><b>Math:</b> Complete the Math Practice Page: 13.</p>
Tuesday, 2/9	<p><b>Edgenuity Lessons:</b></p> <ul style="list-style-type: none"> <li>Math – Ordinal Numbers #2 (Odyssey folder)</li> <li>Language Arts – Writing About What You Read #1 (Odyssey folder)</li> </ul> <p><b>Reading:</b> Listen to <u>Roses are Pink, Your Feet Really Stink</u> again. Write and draw about Gilbert's problem, then also how he solved his problem.</p> <p><b>Phonics:</b> Watch the video titled Word Family "ay"   Turn &amp; Learn ABCs   Super Simple ABCs to practice reading ay words: <a href="https://youtu.be/oz9p2sK11gQ">https://youtu.be/oz9p2sK11gQ</a> Then, sort the words at the bottom of worksheet #1 into ay or a words</p> <p><b>Sight Words:</b> Practice the sight words: came, he, and on on the house papers by watching the video from Mrs. Mills. Also, time your child reading the words on the Rapid Word Chart and record the time each day.</p> <p><b>i-Ready:</b> Spend 30 minutes on the My Path OR complete a lesson for math instruction.</p> <p><b>Math:</b> Complete the Math Practice Page: 14.</p>
Wednesday, 2/10	<p><b>Edgenuity Lessons:</b></p> <ul style="list-style-type: none"> <li>Math – Place Value K #1 (Odyssey folder)</li> <li>Language Arts – Writing About What You Read #2 (Odyssey folder)</li> </ul> <p><b>Reading:</b> Listen to <u>Roses are Pink, Your Feet Really Stink</u>. Then, write about a time when you were nice to someone else.</p> <p><b>Phonics:</b> Write as many ay words on worksheet #2 that you can using the letter tiles or by thinking of your own.</p> <p><b>Sight Words:</b> Also, time your child reading the words on the Rapid Word Chart and record the time each day.</p> <p><b>Lexia Core 5:</b> Spend at least 30 minutes on Lexia for reading.</p> <p><b>Math:</b> Complete the Math Practice Page: 15.</p>
Thursday, 2/11	<p><b>Edgenuity Lessons:</b></p> <ul style="list-style-type: none"> <li>Math – Place Value K #2 (Odyssey folder)</li> <li>Language Arts – Writing About What You Read #3 (Odyssey folder)</li> </ul> <p><b>Reading:</b> Listen to <u>Roses are Pink, Your Feet Really Stink</u>, then write about what treats you would share with your class.</p> <p><b>Phonics:</b> Practice reading the ay words and highlight the ay chunk on worksheet #3.</p> <p><b>Sight Words:</b> Also, time your child reading the words on the Rapid Word Chart and record the time each day.</p> <p><b>i-Ready:</b> Spend 30 minutes on the My Path OR complete a lesson for math instruction.</p> <p><b>Math:</b> Complete the Math Practice Page: 16.</p> <p><b>Sentences:</b> Complete the I can read, build, and write simple sentences worksheet #1.</p>
Friday, 2/12	<p><b>Edgenuity Lessons:</b></p> <ul style="list-style-type: none"> <li>Math – Number Sense Quiz (Odyssey folder)</li> </ul> <p><b>Reading:</b> Write about your favorite part of the story.</p> <p><b>Phonics:</b> Color the words with long a purple and long o orange on worksheet #4.</p> <p><b>i-Ready:</b> Spend 30 minutes on the My Path OR complete a lesson for reading instruction.</p> <p><b>Sentences:</b> Complete the I can read, build, and write simple sentences worksheet #2.</p>

# Crestwood School Kindergarten Remote Learning Lesson Plans

Week of February 15<sup>th</sup>-19<sup>th</sup>

**Sight Words:** *all, get, pretty, this, yes*

**Art Project:** Draw a space picture including stars, plants, and rocket ships. Use materials you have at home. Send a picture of the completed project to Ms. Magee at [mmagee@crestwood.k12.il.us](mailto:mmagee@crestwood.k12.il.us)

**P.E.:** Exercise for at least 20 minutes each day. Send a picture or video to Mrs. Mills of your P.E. activity.

**Music:** Complete the Word Beats worksheet and return to Mrs. Mills.



Monday, 2/15	<b>No School – Happy President's Day!</b>
Tuesday, 2/16	<p><b>Edgenuity Lessons:</b></p> <ul style="list-style-type: none"> <li>Math – Place Value Review #1 (Odyssey folder)</li> </ul> <p><b>Reading:</b> Read "The Tooth Book" together and talk about habits to keep your teeth healthy.</p> <p><b>Phonics:</b> Watch the video titled 'ai' Words   Blending Phonics Phase 3 at the link: <a href="https://youtu.be/JDzpV3jFefs">https://youtu.be/JDzpV3jFefs</a> You can listen to it the first time, then turn off the sound and try to read the words on your own.</p> <p><b>Sight Words:</b> Practice the sight words all, get, and yes on your Super Sight Word pages. Also, time your child reading the words on the Rapid Word Chart and record the time each day.</p> <p><b>Lexia Core 5:</b> Spend at least 30 minutes on Lexia for reading.</p> <p><b>Math:</b> Complete the Math Practice Page: 17.</p>
Wednesday, 2/17	<p><b>Edgenuity Lessons:</b></p> <ul style="list-style-type: none"> <li>Math – Place Value Review #2 (Odyssey folder)</li> </ul> <p><b>Reading:</b> Listen to <u>Just Going to the Dentist</u> at the following link titled Just Going to the Dentist by Mercer Mayer - Little Critter - Read Aloud Books for Children: <a href="https://youtu.be/bN8e4J0X9tM">https://youtu.be/bN8e4J0X9tM</a> and then write about a time when you had to get a shot. How did it feel?</p> <p><b>Phonics:</b> Watch the video titled ai   Fun Phonics   How to Read   Made by Kids vs Phonics at the link: <a href="https://youtu.be/_uyC7jweYj4">https://youtu.be/_uyC7jweYj4</a> Then, sort the words at the bottom of worksheet #1 into ai or short a words.</p> <p><b>Sight Words:</b> Practice writing reading and writing simple sentences on the worksheet. Also, time your child reading the words on the Rapid Word Chart and record the time each day.</p> <p><b>I-Ready:</b> Spend 30 minutes on the My Path OR complete a lesson for math instruction.</p> <p><b>Math:</b> Complete the Math Practice Page: 18.</p>
Thursday, 2/18	<p><b>Edgenuity Lessons:</b></p> <ul style="list-style-type: none"> <li>Math – Compare with Place Value #1 (Odyssey folder)</li> </ul> <p><b>Reading:</b> Listen to <u>Just Going to the Dentist</u>. Then, write about how Little Critter might have really felt when it was his turn.</p> <p><b>Phonics:</b> Write as many ai words on worksheet #2 that you can using the letter tiles or by thinking of your own.</p> <p><b>Sight Words:</b> Practice the sight words pretty and this on your Super Sight Word pages. Also, time your child reading the words on the Rapid Word Chart and record the time each day.</p> <p><b>Lexia Core 5:</b> Spend at least 30 minutes on Lexia for reading.</p> <p><b>Math:</b> Complete the Math Practice Page: 19.</p>
Friday, 2/19	<p><b>Edgenuity Lessons:</b></p> <ul style="list-style-type: none"> <li>Math – Compare with Place Value #2 (Odyssey folder)</li> </ul> <p><b>Reading:</b> Listen to <u>Just Going to the Dentist</u>, then write about if you want to get braces when you are older and why or why not.</p> <p><b>Phonics:</b> Practice reading the ai words and highlight the ai chunks on worksheet #3. Color the pictures at the bottom of the page blue if they have a long a sound; green if they have a short a sound.</p> <p><b>Sight Words:</b> Practice writing reading and writing simple sentences on the worksheet. Also, time your child reading the words on the Rapid Word Chart and record the time each day.</p> <p><b>I-Ready:</b> Spend 30 minutes on the My Path OR complete a lesson for math instruction.</p> <p><b>Math:</b> Complete the Math Practice Page: 20.</p>

# Crestwood School Kindergarten Remote Learning Lesson Plans

Week of February 22<sup>nd</sup>-26<sup>th</sup>

**Sight Words:** *all, get, pretty, this, yes*



**Art Project:** Go to the following link and follow the step-by-step instructions to create a teddy bear: <https://artprojectsforkids.org/how-to-draw-an-easy-teddy-bear>. Color or paint with supplies you have at home. Send a picture of the completed project to Ms. Magee at [mmagee@crestwood.k12.il.us](mailto:mmagee@crestwood.k12.il.us)

**P.E.:** Exercise for at least 20 minutes each day. Send a picture or video to Mrs. Mills of your P.E. activity.

**Music:** Complete the Word Beats worksheet and return to Mrs. Mills.

Monday, 2/22	<p><b><u>Copied from Last Thursday's Lesson Plans Due to Snow Days!</u></b></p> <p><b>Edgenuity Lessons:</b></p> <ul style="list-style-type: none"> <li>Math – Compare with Place Value #1 (Odyssey folder)</li> </ul> <p><b>Reading:</b> Listen to <u>Just Going to the Dentist</u> <a href="https://youtu.be/MdZHV0dEwEs">https://youtu.be/MdZHV0dEwEs</a>. Then, write about how Little Critter might have really felt when it was his turn.</p> <p><b>Phonics:</b> Write as many ai words on worksheet #2 that you can using the letter tiles or by thinking of your own.</p> <p><b>Sight Words:</b> Practice the sight words pretty and this on your Super Sight Word pages. Also, time your child reading the words on the Rapid Word Chart and record the time each day.</p> <p><b>Lexia Core 5:</b> Spend at least 30 minutes on Lexia for reading.</p> <p><b>Math:</b> Complete the Math Practice Page: 19.</p>
Tuesday, 2/23	<p><b><u>Copied from Last Friday's Lesson Plans Due to Snow Days!</u></b></p> <p><b>Edgenuity Lessons:</b></p> <ul style="list-style-type: none"> <li>Math – Compare with Place Value #2 (Odyssey folder)</li> </ul> <p><b>Reading:</b> Listen to <u>Just Going to the Dentist</u>, then write about if you want to get braces when you are older and why or why not.</p> <p><b>Phonics:</b> Practice reading the ai words and highlight the ai chunks on worksheet #3. Color the pictures at the bottom of the page blue if they have a long a sound; green if they have a short a sound.</p> <p><b>Sight Words:</b> Practice writing reading and writing simple sentences on the worksheet. Also, time your child reading the words on the Rapid Word Chart and record the time each day.</p> <p><b>I-Ready:</b> Spend 30 minutes on the My Path OR complete a lesson for math instruction.</p> <p><b>Math:</b> Complete the Math Practice Page: 20.</p>
Wednesday, 2/24	<p><b>Edgenuity Lessons:</b></p> <ul style="list-style-type: none"> <li>Math – Name Solid Shapes (Odyssey folder) – This may take the next few days to complete.</li> <li>Language Arts – Compare Nonfiction #1 (Odyssey folder)</li> </ul> <p><b>Reading:</b> Listen to <u>Abe Lincoln's Hat</u> at the following link: <a href="https://youtu.be/uw7fpQCKSz8">https://youtu.be/uw7fpQCKSz8</a> Then, write about Abe's problem and how he solved it.</p> <p><b>Sight Words:</b> Play the Roll, Read, Write worksheet to practice the sight words.</p> <p><b>Phonics:</b> Listen to the -ake Word Family Song at this link: <a href="https://youtu.be/jW3V0epOUVl">https://youtu.be/jW3V0epOUVl</a> and sort the words at the bottom of the worksheet as having the ake word family or short a.</p> <p><b>Lexia Core 5:</b> Spend at least 30 minutes on Lexia for reading.</p> <p><b>Math:</b> Complete the Math Practice Page: 21.</p>
Thursday, 2/25	<p><b>Edgenuity Lessons:</b></p> <ul style="list-style-type: none"> <li>Math – Name Solid Shapes (Odyssey folder) – You may need to finish tomorrow.</li> <li>Language Arts – Compare Nonfiction #2 (Odyssey folder)</li> </ul> <p><b>Reading:</b> Listen to <u>Abe Lincoln's Hat</u> again. Write about something that is important to you and where you keep it.</p> <p><b>Sight Words:</b> Practice writing reading and writing simple sentences on the worksheet.</p> <p><b>Phonics:</b> Highlight the ake word family chunk and read the words.</p> <p><b>I-Ready:</b> Spend 30 minutes on the My Path OR complete a lesson for math instruction.</p> <p><b>Math:</b> Complete the Math Practice Page: 22.</p>
Friday, 2/26	<p><b>Edgenuity Lessons:</b></p> <ul style="list-style-type: none"> <li>Math – Name Solid Shapes (Odyssey folder) – Finish today.</li> <li>Language Arts – Compare Nonfiction #3 (Odyssey folder)</li> </ul> <p><b>Reading:</b> Listen to <u>Abe Lincoln's Hat</u> one more time. Then, write about if you would be a good President. Draw a picture of you as President by the White House or speaking to an audience.</p> <p><b>Sight Words:</b> Complete the Color by Code page.</p> <p><b>Phonics:</b> Color the ake words green and the short a words yellow.</p> <p><b>I-Ready:</b> Spend 30 minutes on the My Path OR complete a lesson for reading instruction.</p> <p><b>Math:</b> Complete the Math Practice Page: 23.</p>

# Crestwood School Kindergarten Remote Learning Lesson Plans

Week of March 1<sup>st</sup>-5<sup>th</sup>


**Sight Words:** *am, black, did, new, she*

**Art Project:** Aesop's fable, "The Lion and the Mouse" is a story with a lesson how everyone is important and can make a difference in the world. Create your artwork with construction paper or materials you have at home. Send a picture of the completed project to Ms. Magee at [mmagee@crestwood.k12.il.us](mailto:mmagee@crestwood.k12.il.us)

**P.E.:** Exercise for at least 20 minutes each day. Send a picture or video to Mrs. Mills of your P.E. activity.

**Music:** Watch the following video on the string family: <https://www.youtube.com/watch?v=NH3daZLYyIM>

Complete the Strings Make Music worksheet and return to Mrs. Mills.



Monday, 3/1	<p><b>Edgenuity Lessons:</b></p> <ul style="list-style-type: none"> <li>Math – Shapes #1 K (Odyssey folder)</li> </ul> <p><b>Reading:</b> Listen to <u>The Three Billy Goats Fluff</u> <a href="https://youtu.be/lkt8XrGgjPk">https://youtu.be/lkt8XrGgjPk</a>. Then, write about your favorite part of the story.</p> <p><b>Phonics:</b> Listen to the Le Fun Phonics video at this link: <a href="https://youtu.be/JrGmIGB_54">https://youtu.be/JrGmIGB_54</a> and sort the words at the bottom of the worksheet as having long i or short i sounds.</p> <p><b>Sight Words:</b> Practice the sight word <b>am</b> on your Super Sight Word pages. Also, time your child reading the words on the Rapid Word Chart and record the time each day.</p> <p><b>Lexia Core 5:</b> Spend at least 30 minutes on Lexia for reading.</p> <p><b>Math:</b> Complete the Math Practice Page: 24.</p>
Tuesday, 3/2	<p><b>Edgenuity Lessons:</b></p> <ul style="list-style-type: none"> <li>Math – Shapes #2 K (Odyssey folder)</li> </ul> <p><b>Reading:</b> Listen to <u>The Three Billy Goats Fluff</u>, then cut out the pictures and put them in order of the story.</p> <p><b>Phonics:</b> Write as many i_e words as you can using the letter tiles.</p> <p><b>Sight Words:</b> Practice the sight word <b>black</b> on your Super Sight Word pages. Also, time your child reading the words on the Rapid Word Chart and record the time each day.</p> <p><b>I-Ready:</b> Spend 30 minutes on the My Path OR complete a lesson for math instruction.</p> <p><b>Math:</b> Complete the Math Practice Page: 25.</p>
Wednesday, 3/3	<p><b>Edgenuity Lessons:</b></p> <ul style="list-style-type: none"> <li>Math – Compose Shapes #1 (Odyssey folder)</li> <li>Reading – Compare Stories #1 (Odyssey folder)</li> </ul> <p><b>Reading:</b> Listen to <u>The Three Billy Goats Fluff</u> and write about what helps you get to sleep.</p> <p><b>Super Sentences:</b> Practice reading and writing simple sentences on the worksheet.</p> <p><b>Sight Words:</b> Practice the sight word <b>did</b> on your Super Sight Word pages. Also, time your child reading the words on the Rapid Word Chart and record the time each day.</p> <p><b>Lexia Core 5:</b> Spend at least 30 minutes on Lexia for reading.</p> <p><b>Math:</b> Complete the Math Practice Page: 26.</p>
Thursday, 3/4	<p><b>Edgenuity Lessons:</b></p> <ul style="list-style-type: none"> <li>Math – Compose Shapes #2 (Odyssey folder)</li> <li>Reading – Compare Stories #2 (Odyssey folder)</li> </ul> <p><b>Phonics:</b> Highlight the i_e word family chunk and read the words.</p> <p><b>Sight Words:</b> Practice the sight word <b>new</b> on your Super Sight Word pages. Also, time your child reading the words on the Rapid Word Chart and record the time each day.</p> <p><b>I-Ready:</b> Spend 30 minutes on the My Path OR complete a lesson for math instruction.</p> <p><b>Math:</b> Complete the Math Practice Page: 27.</p>
Friday, 3/5	<p><b>Edgenuity Lessons:</b></p> <ul style="list-style-type: none"> <li>Math – Shapes Quiz (Odyssey folder)</li> </ul> <p><b>Reading:</b> Listen to <u>The Three Billy Goats Gruff</u> at the link: <a href="https://youtu.be/aNMBhGPU1_U">https://youtu.be/aNMBhGPU1_U</a>. Then, compare the two stories that you heard this week.</p> <p><b>Phonics:</b> Color the long i words purple and the short i words orange.</p> <p><b>Sight Words:</b> Practice the sight word <b>she</b> on your Super Sight Word pages. Also, time your child reading the words on the Rapid Word Chart and record the time each day.</p> <p><b>I-Ready:</b> Spend 30 minutes on the My Path OR complete a lesson for reading instruction.</p> <p><b>Math:</b> Complete the Math Practice Page: 28.</p>

# Crestwood School Kindergarten Remote Learning Lesson Plans

Week of March 8<sup>th</sup>-12<sup>th</sup>

## Heart Words: at, out, so, well, white



**Art Project:** Create a dinosaur drawing or paper collage. You can decide which dinosaurs to include in your art. Create a prehistoric landscape for your dinosaurs to live in. If you do not use colored paper, use supplies or materials you have at home. Send a picture of the completed project to Ms. Magee at [mmagee@crestwood.k12.il.us](mailto:mmagee@crestwood.k12.il.us)

**P.E.:** Exercise for at least 20 minutes each day. Send a picture or video to Mrs. Mills of your P.E. activity.

**Music:** Watch the following video on instruments: <https://www.youtube.com/watch?v=Cwfi9Xx2LF4>  
Complete the Woodwind Instruments worksheet and return to Mrs. Mills.

Monday, 3/8	<p><b>Edgenuity Lessons:</b></p> <ul style="list-style-type: none"> <li>Math – Plane Shapes #1 (Odyssey folder)</li> </ul> <p><b>Reading:</b> Read the title of the story and make a prediction about what you think will happen. Then, listen to <u>Jaime O'Rourke and the Big Potato</u> <a href="https://youtu.be/g4eJxJ5v3rk">https://youtu.be/g4eJxJ5v3rk</a>. Write what really happened and see if you were right.</p> <p><b>Phonics:</b> Listen to the ea   Fun Phonics   How to Read   Made by Kids vs Phonics video at this link: <a href="https://youtu.be/Yc36_lmtlg">https://youtu.be/Yc36_lmtlg</a> and sort the words at the bottom of the worksheet as having long e spelled with ea or a short e sound.</p> <p><b>Sight Words:</b> Practice the sight word <b>at</b> on your Super Sight Word pages. Also, time your child reading the words on the Rapid Word Chart and record the time each day.</p> <p><b>Lexia Core 5:</b> Spend at least 30 minutes on Lexia for reading.</p> <p><b>Math:</b> Complete the Math Practice Page: 30.</p>
Tuesday, 3/9	<p><b>Edgenuity Lessons:</b></p> <ul style="list-style-type: none"> <li>Math – Plane Shapes #2 (Odyssey folder)</li> </ul> <p><b>Reading:</b> Listen to <u>Jaime O'Rourke and the Big Potato</u> again, then write what you were would if you had a big potato growing in your backyard.</p> <p><b>Phonics:</b> Watch the video at the following link to review ea: <a href="https://youtu.be/eiMWHlBwoms">https://youtu.be/eiMWHlBwoms</a> Then, write as many ea words as you can using the letter tiles.</p> <p><b>Sight Words:</b> Practice the sight word <b>out</b> on your Super Sight Word pages. Also, time your child reading the words on the Rapid Word Chart and record the time each day.</p> <p><b>i-Ready:</b> Spend 30 minutes on the My Path OR complete a lesson for math instruction.</p> <p><b>Math:</b> Complete the Math Practice Page: 31.</p>
Wednesday, 3/10	<p><b>Edgenuity Lessons:</b></p> <ul style="list-style-type: none"> <li>Math – Plane Shapes #3 (Odyssey folder)</li> </ul> <p><b>Reading:</b> Listen to <u>Jaime O'Rourke and the Big Potato</u> and write if you think it was fair that the villagers gave O'Rourke their food.</p> <p><b>Sight Words:</b> Practice the sight word <b>so</b> and <b>well</b> on your Super Sight Word pages. Also, time your child reading the words on the Rapid Word Chart and record the time each day.</p> <p><b>Lexia Core 5:</b> Spend at least 30 minutes on Lexia for reading.</p> <p><b>Math:</b> Complete the Math Practice Page: 32.</p>
Thursday, 3/11	<p><b>Edgenuity Lessons:</b></p> <ul style="list-style-type: none"> <li>Math – Plane Shapes #4 (Odyssey folder)</li> <li>Reading – Writing an Opinion #1 (Odyssey folder)</li> </ul> <p><b>Reading:</b> Write about how you knew that Jaime O'Rourke wasn't telling the truth about only having 2 pieces of gold.</p> <p><b>Phonics:</b> Color the long e words blue and the short e words green. Highlight the ea word family chunk and read the words.</p> <p><b>Sight Words:</b> Practice the sight word <b>white</b> on your Super Sight Word pages. Also, time your child reading the words on the Rapid Word Chart and record the time each day.</p> <p><b>i-Ready:</b> Spend 30 minutes on the My Path OR complete a lesson for math instruction.</p> <p><b>Math:</b> Complete the Math Practice Page: 33.</p>
Friday, 3/12 (Half Day!)	<p><b>Edgenuity Lessons:</b></p> <ul style="list-style-type: none"> <li>Reading – Writing an Opinion #2 (Odyssey folder)</li> </ul> <p><b>Math:</b> Complete the Piggy Shape Graph worksheet. On the apple handwriting paper, the numbers 0-20 need to be written. (The handwriting is for report cards – please don't help your child.)</p> <p><b>Handwriting:</b> On the other apple handwriting paper, both the uppercase and lowercase letters should be written. (The handwriting is for report cards – please don't help your child.)</p>

# Crestwood School Kindergarten Remote Learning Lesson Plans

Week of March 15-19<sup>th</sup>

**Heart Words:** ate, four, our, that, went

**Art Project:** Click on the link to watch and listen to The Easter Egg Artist book. Then, draw a large egg and decorate it with patterns and designs, like the bunnies did in the book.

<https://www.youtube.com/watch?app=desktop&v=ssWeRR04wog> Send a picture of the completed project to Ms. Magee at [mmagee@crestwood.k12.il.us](mailto:mmagee@crestwood.k12.il.us)

**P.E.:** Exercise for at least 20 minutes each day. Send a picture or video to Mrs. Mills of your P.E. activity.


**Music:** Watch the following video on instruments: <https://www.youtube.com/watch?v=P5162icRy6Y>  
Complete the Brass Instruments worksheet and return to Mrs. Mills.



Monday, 3/15	<p><b>Edgenuity Lessons:</b></p> <ul style="list-style-type: none"> <li>Math – Plane Shapes #5 (Odyssey folder)</li> <li>Reading – Story and Nonfiction #1 (Odyssey folder)</li> </ul> <p><b>Reading:</b> The book says, "Koala Lou leapt onto the tree. Up and up she climbed – higher and higher and higher and higher." Draw a picture of what you see in your mind and write about why you think she went up in the tree. Then, listen to <u>Koala Lou</u> <a href="https://youtu.be/0t-grK7m8k0">https://youtu.be/0t-grK7m8k0</a> to see if you were right.</p> <p><b>Sight Words:</b> Practice the sight word <b>ate</b> on your Super Sight Word pages. Also, time your child reading the words on the Rapid Word Chart and record the time each day.</p> <p><b>Lexia Core 5:</b> Spend at least 30 minutes on Lexia for reading.</p> <p><b>Math:</b> Complete the Math Practice Page: 34.</p>
Tuesday, 3/16	<p><b>Edgenuity Lessons:</b></p> <ul style="list-style-type: none"> <li>Math – Plane Shapes #6 (Odyssey folder)</li> <li>Reading – Story and Nonfiction #2 (Odyssey folder)</li> </ul> <p><b>Reading:</b> Listen to <u>Koala Lou</u> again, then write about who you like to spend time with and what you like to do. Draw a detailed picture to match your words.</p> <p><b>Sight Words:</b> Practice the sight word <b>four</b> on your Super Sight Word pages. Also, time your child reading the words on the Rapid Word Chart and record the time each day.</p> <p><b>I-Ready:</b> Spend 30 minutes on the My Path OR complete a lesson for math instruction.</p> <p><b>Math:</b> Complete the Math Practice Page: 35.</p>
Wednesday, 3/17	<p><b>Edgenuity Lessons:</b></p> <ul style="list-style-type: none"> <li>Math – Plane Shapes #7 (Odyssey folder)</li> <li>Reading – Story and Nonfiction #3 (Odyssey folder)</li> </ul> <p><b>Reading:</b> Start reading the "Koalas" book with an adult. You can finish tomorrow, if you want, but you will then write 3 new facts that you learned about koalas.</p> <p><b>Sight Words:</b> Practice the sight word <b>our</b> on your Super Sight Word page. Also, time your child reading the words on the Rapid Word Chart and record the time each day.</p> <p><b>Lexia Core 5:</b> Spend at least 30 minutes on Lexia for reading.</p> <p><b>Math:</b> Complete the Math Practice Page: 36.</p>
Thursday, 3/18	<p><b>Edgenuity Lessons:</b></p> <ul style="list-style-type: none"> <li>Math – Plane Shapes #8 (Odyssey folder)</li> <li>Reading – Story and Nonfiction #4 (Odyssey folder)</li> </ul> <p><b>Reading:</b> Finish reading the "Koalas" book and write 3 facts that you learned about koalas.</p> <p><b>Sight Words:</b> Practice the sight word <b>that</b> on your Super Sight Word pages. Also, time your child reading the words on the Rapid Word Chart and record the time each day.</p> <p><b>I-Ready:</b> Spend 30 minutes on the My Path OR complete a lesson for math instruction.</p> <p><b>Math:</b> Complete the Math Practice Page: 37.</p>
Friday, 3/19	<p><b>Math:</b> Complete the Match It and Shape Count worksheets.</p> <p><b>Reading:</b> Cut out the pieces with sentences about koalas and sort them into narrative (telling a story) or informative (sharing facts).</p> <p><b>Sight Words:</b> Practice the sight word <b>went</b> on your Super Sight Word pages. Also, time your child reading the words on the Rapid Word Chart and record the time each day.</p> <p><b>I-Ready:</b> Spend 30 minutes on the My Path OR complete a lesson for reading instruction.</p> <p><b>Math:</b> Complete the Math Practice Page: 38.</p>

# Crestwood School Kindergarten Remote Learning Lesson Plans

Week of March 22<sup>nd</sup>-26<sup>th</sup>



**Art Project:** Use colored paper or color 4 pieces of paper – one yellow, one green, one blue, another orange. Trace lids or circles found at home to make baby chicks. Cut them out, cut the edges to make them look fluffy, and paste them to blue paper. Add eyes, beaks, the sun and sunrays, and grass. Happy Spring! Send a picture of the completed project to Ms. Magee at [mmagee@crestwood.k12.il.us](mailto:mmagee@crestwood.k12.il.us)

**P.E.:** Exercise for at least 20 minutes each day. Send a picture or video to Mrs. Mills of your P.E. activity.

**Music:** Watch the following video on instruments: <https://www.youtube.com/watch?v=F2kTeUxIQsA> Complete the Percussion Instruments worksheet and return to Mrs. Mills.

Monday, 3/22	<p><b>Edgenuity Lessons:</b></p> <ul style="list-style-type: none"> <li>Math – Solid Shapes K #1 (Odyssey folder)</li> <li>Reading – Cause and Effect K #1 (Odyssey folder)</li> </ul> <p><b>Reading:</b> Listen to <u>The Easter Bunny's Assistant</u> at the following link: <a href="https://youtu.be/Xmn1GPQhVcs">https://youtu.be/Xmn1GPQhVcs</a> Then, write if you think the Easter Bunny will let Skunk help him hide the eggs. Draw and color a picture to match your opinion.</p> <p><b>Sight Words/Phonics:</b> Watch the Klds vs. Phonics /ee/ sound video: <a href="https://youtu.be/HoS7G1tY-lo">https://youtu.be/HoS7G1tY-lo</a> Then, sort the words at the bottom of the page into long e and short e. Also, time your child reading the words on the Rapid Word Chart and record the time each day.</p> <p><b>Lexia Core 5:</b> Spend at least 30 minutes on Lexia for reading.</p> <p><b>Math:</b> Complete the Math Practice Page: 39.</p>
Tuesday, 3/23	<p><b>Edgenuity Lessons:</b></p> <ul style="list-style-type: none"> <li>Math – Solid Shapes K #2 (Odyssey folder)</li> <li>Reading – Cause and Effect K #2 (Odyssey folder)</li> </ul> <p><b>Reading:</b> Listen to <u>The Easter Bunny's Assistant</u> again. Then, cut out the small pictures and glue them on the cause and effect page to help retell what happened in the story. Also, write what you know about Skunk by describing what he looks like, acts like, and says.</p> <p><b>Sight Words:</b> Practice reading your sight words by coloring the Easter picture. Also, time your child reading the words on the Rapid Word Chart and record the time each day.</p> <p><b>I-Ready:</b> Spend 30 minutes on the My Path OR complete a lesson for math instruction.</p> <p><b>Math:</b> Complete the Math Practice Page: 40.</p>
Wednesday, 3/24	<p><b>Edgenuity Lessons:</b></p> <ul style="list-style-type: none"> <li>Math – Solid Shapes K #3 (Odyssey folder)</li> <li>Reading – Sequence K #1 (Odyssey folder)</li> </ul> <p><b>Reading:</b> Start reading the "Let's Learn All About Skunks" book with an adult. You can finish tomorrow, if you want, but you will then write 3 new facts that you learned about skunks.</p> <p><b>Sight Words/Phonics:</b> Watch the /ee/ Song at <a href="https://youtu.be/Z-L9ruu0JUJ">https://youtu.be/Z-L9ruu0JUJ</a> Then, make a list of ee words using the letter tiles. Also, time your child reading the words on the Rapid Word Chart and record the time each day.</p> <p><b>Lexia Core 5:</b> Spend at least 30 minutes on Lexia for reading.</p> <p><b>Math:</b> Complete the Math Practice Page: 41.</p>
Thursday, 3/25	<p><b>Edgenuity Lessons:</b></p> <ul style="list-style-type: none"> <li>Math – Solid Shapes K #4 (Odyssey folder)</li> <li>Reading – Sequence K #2 (Odyssey folder)</li> </ul> <p><b>Reading:</b> Finish reading the "Skunks" book and write 3 facts that you learned about skunks.</p> <p><b>Sight Words:</b> Practice reading your sight words by coloring the Easter picture. Also, time your child reading the words on the Rapid Word Chart and record the time each day.</p> <p><b>I-Ready:</b> Spend 30 minutes on the My Path OR complete a lesson for math instruction.</p> <p><b>Math:</b> Complete the Math Practice Page: 42.</p>
Friday, 3/26	<p><b>Edgenuity Lessons:</b></p> <ul style="list-style-type: none"> <li>Math – Solid Shapes K #5 (Odyssey folder)</li> </ul> <p><b>Reading:</b> Write the steps for how to make decorated eggs and color the pictures to match the steps. Then, write a letter to the Easter Bunny to tell him if you would be a good assistant and why or why not.</p> <p><b>Sight Words/Phonics:</b> Color the ee words yellow and the short e words blue. Then, read the ee words and highlight the chunk. Also, time your child reading the words on the Rapid Word Chart and record the time each day.</p> <p><b>I-Ready:</b> Spend 30 minutes on the My Path OR complete a lesson for reading instruction.</p> <p><b>Math:</b> Complete the Math Practice Page: 43.</p>



# Crestwood School Kindergarten Remote Learning Lesson Plans

Week of April 5<sup>th</sup>-9<sup>th</sup>

## Sight Words: brown, now, say, want, will

**Art Project:** Create an umbrella project with materials you have at home, include rain and flowers. April showers! Send a picture of the completed project to Ms. Magee at [mmagee@crestwood.k12.il.us](mailto:mmagee@crestwood.k12.il.us)

**P.E.:** Exercise for at least 20 minutes each day. Send a picture or video to Mrs. Mills of your P.E. activity.

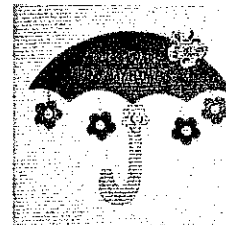
**Music:** Watch the past videos on the sound of the instruments, if needed.

String: <https://www.youtube.com/watch?v=NH3daZLYyIM>

Woodwind: <https://www.youtube.com/watch?v=Cwfj9Xx2LF4>

Brass: <https://www.youtube.com/watch?v=P5162icRv6Y>

Percussion: <https://www.youtube.com/watch?v=F2kTeUxIQsA> Complete the High or Low! Worksheet.



Monday, 4/5	<p><b>Edgenuity Lessons:</b></p> <ul style="list-style-type: none"> <li>Math – Solid Shapes #6 (Odyssey folder)</li> </ul> <p><b>Reading:</b> Listen to <u>Tops and Bottoms</u> at the following link: <a href="https://youtu.be/zljh4hYkhrI">https://youtu.be/zljh4hYkhrI</a> Pause the video when Bear picked the tops and bottoms to make a prediction of what you think will happen now. Then, after listening to the rest of the story, write what really happened. Make sure to draw a picture to match your prediction.</p> <p><b>Phonics:</b> Watch the video about Long u with Magic e at the link: <a href="https://youtu.be/Zg1DD_622Uo">https://youtu.be/Zg1DD_622Uo</a></p> <p><b>Sight Words:</b> Complete the Sight Word Page for <b>brown</b>. Also, time your child reading the words on the Rapid Word Chart and record the time each day.</p> <p><b>Lexia Core 5:</b> Spend at least 30 minutes on Lexia for reading.</p> <p><b>Math:</b> Complete the Math Problem of the Day: 1.</p>
Tuesday, 4/6	<p><b>Edgenuity Lessons:</b></p> <ul style="list-style-type: none"> <li>Math – Solid Shapes #7 (Odyssey folder)</li> </ul> <p><b>Reading:</b> Listen to <u>Tops and Bottoms</u> again. Then, choose a character trait to describe Hare and Bear and explain what makes you think that. Write about if either character changed in the story and how.</p> <p><b>Phonics:</b> Sort the words at the bottom of the page into short u and long u. Then, use one of the words to write a sentence.</p> <p><b>Sight Words:</b> Complete the Sight Word Page for <b>now</b>. Also, time your child reading the words on the Rapid Word Chart and record the time each day.</p> <p><b>i-Ready:</b> Spend 30 minutes on the My Path OR complete a lesson for math instruction.</p> <p><b>Math:</b> Complete the Math Problem of the Day: 2.</p>
Wednesday, 4/7	<p><b>Edgenuity Lessons:</b></p> <ul style="list-style-type: none"> <li>Math – Shapes Test K (Odyssey folder)</li> </ul> <p><b>Reading:</b> Listen to <u>Tops and Bottoms</u> and write why you think Bear was surprised each time he was tricked. How do you know he was surprised?</p> <p><b>Phonics:</b> Make a list of as many u_e words that you can think of.</p> <p><b>Sight Words:</b> Complete the Sight Word Page for <b>say</b>. Also, time your child reading the words on the Rapid Word Chart and record the time each day.</p> <p><b>Lexia Core 5:</b> Spend at least 30 minutes on Lexia for reading.</p> <p><b>Math:</b> Complete the Math Problem of the Day: 3.</p>
Thursday, 4/8	<p><b>Edgenuity Lessons:</b></p> <ul style="list-style-type: none"> <li>Math – Slides and Turns #1 K (Odyssey folder)</li> </ul> <p><b>Reading:</b> Listen to <u>Tops and Bottoms</u> again and write about if you think it was okay for Hare to trick Bear. Why or why not?</p> <p><b>Phonics:</b> Color the words with long u blue and the short u words orange. Then, highlight the u_e chunk and read the words at the bottom of the page.</p> <p><b>Sight Words:</b> Complete the Sight Word Page for <b>want</b>. Also, time your child reading the words on the Rapid Word Chart and record the time each day.</p> <p><b>i-Ready:</b> Spend 30 minutes on the My Path OR complete a lesson for math instruction.</p> <p><b>Math:</b> Complete the Math Problem of the Day: 4.</p>
Friday, 4/9	<p><b>Edgenuity Lessons:</b></p> <ul style="list-style-type: none"> <li>Math – Slides and Turns #2 K (Odyssey folder)</li> </ul> <p><b>Reading:</b> Read "The Bike Meet" with an adult, then answer the questions at the end of the story.</p> <p><b>Sight Words:</b> Complete the Sight Word Page for <b>will</b>. Also, time your child reading the words on the Rapid Word Chart and record the time each day.</p> <p><b>i-Ready:</b> Spend 30 minutes on the My Path OR complete a lesson for reading instruction.</p> <p><b>Math:</b> Complete the Math Problem of the Day: 5.</p>

# Crestwood School Kindergarten Remote Learning Lesson Plans

Week of April 12<sup>th</sup>-16<sup>th</sup>

## Sight Words: big, good, ran, there, who

**Art Project:** Create a drawing of a robin on a tree branch. Fill the page with leaves and flower blossoms. Send a picture of the completed project to Ms. Magee at [mmagee@crestwood.k12.il.us](mailto:mmagee@crestwood.k12.il.us)  
**P.E.:** Exercise for at least 20 minutes each day. Send a picture or video to Mrs. Mills of your P.E. activity.  
**Music:** Complete the worksheet on Peter and the Wolf. Color the instrument the same color as the character that goes with the story. Here is the link: <https://www.youtube.com/watch?v=Va8Uz6MoKLg>



Monday, 4/12	<b>Edgenuity Lessons:</b> <ul style="list-style-type: none"> <li>Math – Compare Lengths #1 (Odyssey folder)</li> </ul> <b>Reading:</b> Listen to <u>Piggie Pie</u> at the following link: <a href="https://youtu.be/_oxryN2TAi0">https://youtu.be/_oxryN2TAi0</a> Write about what you think Gritch means when she says "...why don't you come home with me for lunch?" <b>Phonics:</b> Watch the video about Kids vs. Phonics: ue video at the link: <a href="https://youtu.be/QxhF1RZdAlc">https://youtu.be/QxhF1RZdAlc</a> <b>Sight Words:</b> Complete the Sight Word Page for <b>big</b> . Also, time your child reading the words on the Rapid Word Chart and record the time each day. <b>Math:</b> Complete the Math Problem of the Day: 1.
Tuesday, 4/13	<b>Edgenuity Lessons:</b> <ul style="list-style-type: none"> <li>Math – Compare Lengths #2 (Odyssey folder)</li> </ul> <b>Reading:</b> Listen to <u>Piggie Pie</u> again. Then, draw the four things that Gritch did using details in the boxes. Also, write about your favorite part of the story. <b>Phonics:</b> Sort the words at the bottom of the page into long u with ue and short u. Then, use one of the words to write a sentence. <b>Sight Words:</b> Complete the Sight Word Page for <b>good</b> . Also, time your child reading the words on the Rapid Word Chart and record the time each day. <b>Math:</b> Complete the Math Problem of the Day: 2.
Wednesday, 4/14	<b>Edgenuity Lessons:</b> <ul style="list-style-type: none"> <li>Math – Compare Lengths #3 (Odyssey folder)</li> </ul> <b>Reading:</b> Listen to <u>Piggie Pie</u> again, then make a connection with another book or song that you have heard before. Have you heard anything with similar characters? Be detailed! <b>Phonics:</b> Make a list of as many ue words that you can think of. <b>Sight Words:</b> Complete the Sight Word Page for <b>ran</b> . Also, time your child reading the words on the Rapid Word Chart and record the time each day. <b>Math:</b> Complete the Math Problem of the Day: 3.
Thursday, 4/15	<b>Edgenuity Lessons:</b> <ul style="list-style-type: none"> <li>Math – Compare Weights (Odyssey folder)</li> </ul> <b>Reading:</b> Listen to <u>Piggie Pie</u> again and write about your favorite type of pie. Use words to convince it is the best. When do you eat it? How do you eat it? <b>Phonics:</b> Color the words with ue words purple and the short u words red. Then, highlight the ue chunk and read the words at the bottom of the page. <b>Sight Words:</b> Complete the Sight Word Page for <b>there</b> . Also, time your child reading the words on the Rapid Word Chart and record the time each day. <b>Math:</b> Complete the Math Problem of the Day: 4.
Friday, 4/16	<b>Edgenuity Lessons:</b> <ul style="list-style-type: none"> <li>Math – Compare Capacity (Odyssey folder)</li> </ul> <b>Reading:</b> Read "Sue's Blue Marble" with an adult, then answer the questions at the end of the story. <b>Phonics:</b> Fill in the blanks with ie or ue to complete the words. <b>Sight Words:</b> Complete the Sight Word Page for <b>who</b> . Also, time your child reading the words on the Rapid Word Chart and record the time each day. <b>Math:</b> Complete the Math Problem of the Day: 5.

You've been working so hard this year on your schoolwork and I am so proud of you! This week, you can take a break from Lexia and i-Ready lessons. I have provided you with two different choiceboards: one is for Brain Breaks and the other is recess/movement. Please remember to take time for yourself and check in with your feelings. It is okay to take a break if you are feeling overwhelmed (I do sometimes!). If you want to continue i-Ready and Lexia, you can do that, but it is not a requirement this week.

# Crestwood School Kindergarten Remote Learning Lesson Plans

Week of April 19<sup>th</sup>-23<sup>rd</sup>

## Sight Words: eat, please, soon, too, was



**Art Project:** Read The Lorax <https://youtu.be/EdWesdMfyd4> or watch the movie. Draw and color a picture inspired by Dr. Seuss's story in celebration of Earth Day. Send a picture of the completed project to Ms. Magee at [mmagee@crestwood.k12.il.us](mailto:mmagee@crestwood.k12.il.us)

**P.E.:** Exercise for at least 20 minutes each day. Send a picture or video to Mrs. Mills of your P.E. activity.

**Music:** Watch the video at the following link: <https://www.youtube.com/watch?v=ZmcVeKHx6Ps>  
Then, complete the Silent Beat worksheet.

Monday, 4/19	<b>Edgenuity Lessons:</b> <ul style="list-style-type: none"> <li>Math – Compare Weight #1 K (Odyssey folder)</li> </ul> <b>Reading:</b> Listen to <u>Hey, Little Ant</u> at the following link: <a href="https://youtu.be/ehH6l6v5sYM">https://youtu.be/ehH6l6v5sYM</a> Draw and color a picture of what you visualize when the kid tells the ant that his mother thinks ants are rude for stealing their picnic. Write about your picture. <b>Phonics:</b> Watch the video about ew at the link: <a href="https://youtu.be/XyqdM3d5xHU">https://youtu.be/XyqdM3d5xHU</a> Then, sort the words at the bottom of the page into ew or ow. Use one of the words to write a sentence. <b>Sight Words:</b> Complete the Sight Word Page for <b>eat</b> . Also, time your child reading the words on the Rapid Word Chart and record the time each day. <b>Math:</b> Complete the Subtraction Problem of the Day: 1.
Tuesday, 4/20	<b>Edgenuity Lessons:</b> <ul style="list-style-type: none"> <li>Math – Compare Weight #2 K (Odyssey folder)</li> </ul> <b>Reading:</b> Listen to <u>Hey, Little Ant</u> again. Then, fill out the Venn diagram with ways that the kid and ant are alike and different. Write a sentence for each. <b>Phonics:</b> Color the words with ew words yellow and the ow words orange. Then, highlight the ew chunk and read the words at the bottom of the page. <b>Sight Words:</b> Complete the Sight Word Page for <b>please</b> . Also, time your child reading the words on the Rapid Word Chart and record the time each day. <b>Math:</b> Complete the Subtraction Problem of the Day: 2.
Wednesday, 4/21	<b>Edgenuity Lessons:</b> <ul style="list-style-type: none"> <li>Math – Compare Capacity #1 K (Odyssey folder)</li> </ul> <b>Reading:</b> Listen to <u>Hey, Little Ant</u> again, then write about if Ant's friends are important in the story and explain why or why not. <b>Phonics:</b> Complete the ew word ladder by filling in the missing words and following directions. <b>Sight Words:</b> Complete the Sight Word Page for <b>soon</b> . Also, time your child reading the words on the Rapid Word Chart and record the time each day. <b>Math:</b> Complete the Subtraction Problem of the Day: 3.
Thursday, 4/22	<b>Edgenuity Lessons:</b> <ul style="list-style-type: none"> <li>Math – Compare Capacity #2 K (Odyssey folder)</li> </ul> <b>Reading:</b> Listen to <u>Hey, Little Ant</u> again and write about why you think the author wrote the book. What did they want you to think about? Draw a picture that shows your favorite part of the story. <b>Phonics:</b> Put the sentence in the correct order, then write the sentence and color the picture. <b>Sight Words:</b> Complete the Sight Word Page for <b>too</b> . Also, time your child reading the words on the Rapid Word Chart and record the time each day. <b>Math:</b> Complete the Subtraction Problem of the Day: 4.
Friday, 4/23	<b>Edgenuity Lessons:</b> <ul style="list-style-type: none"> <li>Math – Measurement Tools K (Odyssey folder)</li> </ul> <b>Reading:</b> Listen to <u>Hey, Little Ant</u> , then write what you think the kid should do now. <b>Phonics:</b> Complete the Mystery Picture. <b>Sight Words:</b> Complete the Sight Word Page for <b>was</b> . Also, time your child reading the words on the Rapid Word Chart and record the time each day. <b>Math:</b> Complete the Subtraction Problem of the Day: 5.

You can choose which day you would like to complete the following, but please take some time to practice your math and reading skills with individualized lessons:

- o 1 day of Lexia for 30 minutes
- o 1 lesson OR 30 minutes on the My Path of i-Ready Reading
- o 1 lesson OR 30 minutes on the My Path of i-Ready Math

Thursday is Earth Day! I am encouraging you to take a Nature Walk outside sometime this week. There is a checklist of items to find on your walk! This can be your P.E. for the day!

# Crestwood School Kindergarten Remote Learning Lesson Plans


Week of April 26<sup>th</sup>-30<sup>th</sup>

**Sight Words:** into, must, ride, saw, they

**Art Project:** Follow the directions on the link to draw and color a bee. Add flowers, plants, and other bees to complete your picture. <https://artprojectsforkids.org/how-to-draw-a-bee/> Send a picture of the completed project to Ms. Magee at [mmagee@crestwood.k12.il.us](mailto:mmagee@crestwood.k12.il.us)

**P.E.:** Exercise for at least 20 minutes each day. Send a picture or video to Mrs. Mills.

**Music:** Watch the video at the following link: <https://www.youtube.com/watch?v=lzgu2-cEVnk> Then, complete the Pitty Patty Polt worksheet.



Monday, 4/26	<p><b>Edgenuity Lessons:</b></p> <ul style="list-style-type: none"> <li>Math – Coins #1 (Odyssey folder)</li> </ul> <p><b>Reading:</b> Before reading, write about what you already know about animals that lay eggs. Draw a picture to show what animals you know that lay eggs. Then, listen to <u>Chickens Aren't the Only Ones</u> at the following link: <a href="https://youtu.be/zCEuoxje01k">https://youtu.be/zCEuoxje01k</a> What new animals did you learn about?</p> <p><b>Phonics:</b> Watch the video about oo at the link: <a href="https://youtu.be/ONgaoexO8gY">https://youtu.be/ONgaoexO8gY</a> Then, sort the words at the bottom of the page into oo or oa. Use one of the words to write a sentence.</p> <p><b>Sight Words:</b> Complete the Sight Word Page for <b>into</b>. Also, time your child reading the words on the Rapid Word Chart and record the time each day.</p> <p><b>Math:</b> Complete the Subtraction Problem of the Day: 1.</p>
Tuesday, 4/27	<p><b>Edgenuity Lessons:</b></p> <ul style="list-style-type: none"> <li>Math – Coins #2 (Odyssey folder)</li> </ul> <p><b>Reading:</b> Listen to <u>Chickens Aren't the Only Ones</u> again. Then, cut out all the animals pictures and sort into oviparous (lays eggs) and viviparous (have babies).</p> <p><b>Phonics:</b> Color the words with oo words purple and the oa words green. Then, highlight the oo chunk and read the words at the bottom of the page.</p> <p><b>Sight Words:</b> Complete the Sight Word Page for <b>must</b>. Also, time your child reading the words on the Rapid Word Chart and record the time each day.</p> <p><b>Math:</b> Complete the Subtraction Problem of the Day: 2.</p>
Wednesday, 4/28	<p><b>Edgenuity Lessons:</b></p> <ul style="list-style-type: none"> <li>Math – Coins #3 (Odyssey folder)</li> <li>Language Arts – Meaning of Words #1 (Odyssey folder)</li> </ul> <p><b>Reading:</b> Listen to <u>Chickens Aren't the Only Ones</u> again, then write why you think the author wrote this book. What did she want you to know?</p> <p><b>Sight Words:</b> Complete the Sight Word Page for <b>ride</b>. Also, time your child reading the words on the Rapid Word Chart and record the time each day.</p> <p><b>Math:</b> Complete the Subtraction Problem of the Day: 3.</p>
Thursday, 4/29	<p><b>Edgenuity Lessons:</b></p> <ul style="list-style-type: none"> <li>Math – Coins #4 (Odyssey folder)</li> <li>Language Arts – Meaning of Words #2 (Odyssey folder)</li> </ul> <p><b>Reading:</b> Listen to <u>Chickens Aren't the Only Ones</u> again and write about which oviparous animal you would want as a pet and why. Draw a picture of what you would do with your pet.</p> <p><b>Sight Words:</b> Complete the Sight Word Page for <b>saw</b>. Also, time your child reading the words on the Rapid Word Chart and record the time each day.</p> <p><b>Math:</b> Complete the Subtraction Problem of the Day: 4.</p>
Friday, 4/30	<p><b>Edgenuity Lessons:</b></p> <ul style="list-style-type: none"> <li>Math – Coin Values (Odyssey folder)</li> <li>Language Arts – Meaning of Words #3 (Odyssey folder)</li> </ul> <p><b>Sight Words:</b> Complete the Sight Word Page for <b>they</b>. Also, time your child reading the words on the Rapid Word Chart and record the time each day.</p> <p><b>Math:</b> Complete the Subtraction Problem of the Day: 5.</p>

You can choose which day you would like to complete the following, but please take some time to practice your math and reading skills with individualized lessons:

- o 1 day of Lexia for 30 minutes
- o 1 lesson OR 30 minutes on the My Path of i-Ready Reading
- o 1 lesson OR 30 minutes on the My Path of i-Ready Math

There is a Wellness Choice Board included this week to help you relax and just be more mindful of how you are feeling! Enjoy!

# Crestwood School Kindergarten Remote Learning Lesson Plans

Week of May 3<sup>rd</sup>-7<sup>th</sup>


**Sight Words:** they, under, with

**Art Project:** Cut a frog out of green construction paper. Draw or cut out a log for it to sit on in the water. Glue the log and frog on blue paper for the pond or creek. Send a picture of the completed project to Ms. Magee at [mmagee@crestwood.k12.il.us](mailto:mmagee@crestwood.k12.il.us)

**P.E.:** Exercise for at least 20 minutes each day. Send a picture or video to Mrs. Mills.

**Music:** Watch this video to learn how to sing so and mi:

[https://www.youtube.com/watch?v=g\\_lcb0qL\\_q0](https://www.youtube.com/watch?v=g_lcb0qL_q0) Then, watch this video that uses pitches so and mi: <https://www.youtube.com/watch?v=KuQaFjuPZec> Complete the Writing So and Mi worksheet.



Monday, 5/3	<p><b>Edgenuity Lessons:</b></p> <ul style="list-style-type: none"> <li>Math – Graphing #1 (Odyssey folder)</li> </ul> <p><b>Reading:</b> Listen to <u>Don't Let the Pigeon Drive the Bus!</u> at the following link: <a href="https://youtu.be/n-dHeNfXtgc">https://youtu.be/n-dHeNfXtgc</a> Then, write about a time when you have tried to persuade someone to let you do something. Draw a picture to go with your words.</p> <p><b>Phonics:</b> Watch the video about ar at the link: <a href="https://youtu.be/0Vywhf7cf7Q">https://youtu.be/0Vywhf7cf7Q</a> Then, sort the words at the bottom of the page into ar or not ar. Use one of the words to write a sentence.</p> <p><b>Sight Words:</b> Complete the Sight Word Page for <b>they</b>. Also, time your child reading the words on the Rapid Word Chart and record the time each day.</p> <p><b>Math:</b> Complete the Comparing Numbers Problem of the Day: 1.</p>
Tuesday, 5/4	<p><b>Edgenuity Lessons:</b></p> <ul style="list-style-type: none"> <li>Math – Graphing #2 (Odyssey folder)</li> </ul> <p><b>Reading:</b> Think back to yesterday's story about pigeon driving the bus. What word describes how pigeon acted and what clues from the story support that. Then, listen to <u>The Pigeon Finds a Hot Dog!</u> at the following link: <a href="https://youtu.be/M28euBtNMUU">https://youtu.be/M28euBtNMUU</a> and choose a word to describe pigeon in this story.</p> <p><b>Phonics:</b> Watch the ar video: <a href="https://youtu.be/FIEHtDGpg">https://youtu.be/FIEHtDGpg</a> Color the words with ar blue. Then, highlight the ar chunk and read the words at the bottom of the page.</p> <p><b>Sight Words:</b> Complete the Sight Word Page for <b>under</b>. Also, time your child reading the words on the Rapid Word Chart and record the time each day.</p> <p><b>Math:</b> Complete the Comparing Numbers Problem of the Day: 2.</p>
Wednesday, 5/5	<p><b>Edgenuity Lessons:</b></p> <ul style="list-style-type: none"> <li>Math – Graphing #3 (Odyssey folder)</li> </ul> <p><b>Reading:</b> Listen to <u>The Pigeon Finds a Hot Dog!</u> again at <a href="https://youtu.be/M28euBtNMUU">https://youtu.be/M28euBtNMUU</a> Then, write about the problem he had and how he solved it. Draw pictures to match.</p> <p><b>Phonics:</b> Complete the ar practice page.</p> <p><b>Sight Words:</b> Complete the Sight Word Page for <b>with</b>. Also, time your child reading the words on the Rapid Word Chart and record the time each day.</p> <p><b>Math:</b> Complete the Comparing Numbers Problem of the Day: 3.</p>
Thursday, 5/6	<p><b>Edgenuity Lessons:</b></p> <ul style="list-style-type: none"> <li>Math – Graphing #4 (Odyssey folder)</li> </ul> <p><b>Reading:</b> Listen to <u>Don't Let the Pigeon Drive the Bus!</u> at the following link: <a href="https://youtu.be/n-dHeNfXtgc">https://youtu.be/n-dHeNfXtgc</a> Then, retell what happened. Somebody: Who was the story about? Wanted: What did the character want? But: What is the problem? So/Then: How was the problem solved? Draw pictures to go along with the story.</p> <p><b>Phonics:</b> Cut the sentence and put in the correct order, then re-write the sentence in your best handwriting.</p> <p><b>Sight Words:</b> Color the mystery picture, then practice both lists of words. You know all 92 words now!</p> <p><b>Math:</b> Complete the Comparing Numbers Problem of the Day: 4.</p>
Friday, 5/7 Half Day!	<p><b>Reading:</b> Which of the books was your favorite: <u>Don't Let the Pigeon Drive the Bus!</u> Or <u>The Pigeon Finds a Hot Dog!</u> Write why you chose the book that was your favorite and draw a picture of your favorite part.</p> <p><b>I-Ready:</b> Complete the end of the year diagnostic test for math. Do your best! Parents: Please do not help your child on this test as this should give us an accurate representation of what he or she knows. Just encourage him or her to work hard! (:</p> <p><b>Sight Words:</b> Color the mystery picture, then practice both lists of words. You know all 92 words now!</p>

# Crestwood School Kindergarten Remote Learning Lesson Plans

Week of May 10<sup>th</sup>-18<sup>th</sup>

**Art Project:** Show Ms. Magee your art skills! Draw the best picture you have ever drawn. Color it and email it to [nmagee@crestwood.k12.il.us](mailto:nmagee@crestwood.k12.il.us). Have an awesome summer!

**P.E.:** Exercise for at least 20 minutes each day. Send a picture or video to Mrs. Mills.

**Music:** Watch the video to sing So and Mi pitches and have fun with it:

<https://www.youtube.com/watch?v=zNrqsYL6js> Then, complete the worksheet.

**You need to schedule a Zoom call with Mrs. Mills for Monday, Wednesday, or Thursday A.M. to complete report card testing! Please email her at [kmills@crestwood.k12.il.us](mailto:kmills@crestwood.k12.il.us).**

Monday, 5/10	<p><b>Edgenuity Lessons:</b></p> <ul style="list-style-type: none"> <li>Math – One-Digit Addition #1 (Odyssey folder)</li> </ul> <p><b>Reading:</b> Before reading, write about if you think Jeremy Jacob (a character in the story) will really want to be a pirate forever. Then, listen to <u>How I Became a Pirate</u> at the following link: <a href="https://youtu.be/ZjemmXy6yS4">https://youtu.be/ZjemmXy6yS4</a> and write about what happened in the story.</p> <p><b>Phonics:</b> Watch the r-controlled ur video: <a href="https://youtu.be/OatcVUBFU9U">https://youtu.be/OatcVUBFU9U</a> Then, sort the words at the bottom of the page into ur or ar and choose one to write a complete sentence.</p> <p><b>Sight Words:</b> Complete the review worksheets for the following words: <b>a, and, I, see, can, me, the, you.</b></p>
Tuesday, 5/11	<p><b>Edgenuity Lessons:</b></p> <ul style="list-style-type: none"> <li>Math – One-Digit Addition #2 (Odyssey folder)</li> </ul> <p><b>Reading:</b> Listen to <u>How I Became a Pirate</u> again, then draw a treasure map and write about where you would hide it.</p> <p><b>Phonics:</b> Color the pictures with the ur sound red and the ar sound blue. Then, highlight the ur chunk and read the words at the bottom of the page.</p> <p><b>Sight Words:</b> Complete the review worksheets for the following words: <b>is, it, like, my, at, down, go, up.</b></p>
Wednesday, 5/12	<p><b>Edgenuity Lessons:</b></p> <ul style="list-style-type: none"> <li>Math – One-Digit Subtraction #1 (Odyssey folder)</li> </ul> <p><b>Reading:</b> Listen to the story again today, then write about why you think pirates have to sleep with one eye open. Draw a picture of you sleeping with one eye open.</p> <p><b>Phonics:</b></p> <p><b>Sight Words:</b> Complete the review worksheets for the following words: <b>come, here, in, said, big, play, run, to.</b></p>
Thursday, 5/13	<p><b>Edgenuity Lessons:</b></p> <ul style="list-style-type: none"> <li>Math – One-Digit Subtraction #2 (Odyssey folder)</li> </ul> <p><b>Reading:</b> Listen to <u>How I Became a Pirate</u> and write about your favorite part of the story. Draw a picture to match.</p> <p><b>Sight Words:</b> Complete the review worksheets for the following words: <b>find, for, look, we, are, make, need, where.</b></p>
Friday, 5/14	<p><b>I-Ready:</b> Complete the end of the year diagnostic test for reading. Do your best! Parents: Please do not help your child on this test as this should give us an accurate representation of what he or she knows. Just encourage him or her to work hard! (:</p> <p><b>Math Practice:</b> Complete the Addition Within 5, Color Patterns, and What's the Missing Number worksheets.</p> <p><b>Sight Words:</b> Complete the review worksheets for the following words: <b>funny, jump, not, that, away, help, went, with.</b></p>
Monday, 5/17	<p><b>Reading:</b> Read the "It's Springtime" mini book to an adult and fill in the blanks to describe what the animals and people are doing. Color the pages neatly.</p> <p><b>Math Practice:</b> Complete the Subtraction Facts and Addition Story Problems worksheets.</p> <p><b>Writing:</b> Spring Flower – Draw a garden with your favorite flowers, then write a sentence about your picture.</p>
Tuesday, 5/18 Happy Summer!	<p>Complete the Kindergarten Memory Book. Write neatly and color nice pictures so that you always have a special memory book from this unique school year!</p>