

Crestwood School 1st Grade

Remote Learning Lesson Plans

Week of August 24-28

Monday, 8/24	<p>Edgenuity lessons:</p> <ul style="list-style-type: none"> Math - Numbers 0-20/Number Sense Center (Odyssey) Language Arts - Fiction v. Nonfiction/Letters (Odyssey) <p>i-Ready: Spend at least 30 minutes on the My Path for reading instruction.</p> <p>Handwriting - Spend 10 minutes writing your alphabet (Capitals/Lowercase) Remember correct letter formation</p>
Tuesday, 8/25	<p>Edgenuity lessons:</p> <ul style="list-style-type: none"> Math - Counting to 100/Numbers 0-20 (Odyssey) Language Arts - Long & Short Letter Sounds (Odyssey) <p>i-Ready: Spend at least 30 minutes on the My Path for math instruction.</p> <p>Handwriting - Spend 10 minutes writing your numbers (up to 100)</p>
Wednesday, 8/26	<p>Edgenuity lessons:</p> <ul style="list-style-type: none"> Math - Counting on/Number Sense Center (Odyssey) Language Arts - Read & Respond to Literature #1 <p>i-Ready: Spend at least 30 minutes on the My Path for reading instruction.</p> <p>Writing - Write about your favorite TV show</p>
Thursday, 8/27	<p>Edgenuity lessons:</p> <ul style="list-style-type: none"> Math - Count Forward/Number Sense Center (Odyssey) Language Arts - Sentence Features/Letters <p>i-Ready: Spend at least 30 minutes on the My Path for math instruction.</p> <p>Handwriting - Spend 10 minutes writing the alphabet (Capitals/Lowercase) Remember correct letter formation</p>
Friday, 8/28	<p>Edgenuity lessons: Spend time on Pathblazer for reading and math.</p> <p>i-Ready: Your choice of reading or math (at least 30 minutes).</p> <p>Handwriting - Spend 10 minutes writing numbers (up to 100)</p>

Free choices for each day: *Sum Dog, Prodigy, Lexia, Teach Your Monster to Read, Art Projects (Ms. Magee), PE, Music, Science (Odyssey Tab)*

****If you have already completed one of the lessons listed, please spend that time in the Pathblazer tab of the same subject****

Send me a picture of the finished handwriting/writing in Bloomz 😊

Crestwood School 1st Grade

Remote Learning Lesson Plans

Week of August 31- September 4

Monday, 8/31	<p>Edgenuity lessons:</p> <ul style="list-style-type: none"> Math - Addition Concepts #1 (Odyssey) Language Arts - Syllables & Vowel Sounds (Odyssey) <p>i-Ready: Spend at least 30 minutes on the My Path for reading. Handwriting - Spend 10 minutes writing ABC's (Capitals/Lowercase) Saxon Phonics - Lessons 2 & 3 (Short O/Long O)</p>
Tuesday, 9/1	<p>Edgenuity lessons:</p> <ul style="list-style-type: none"> Math - Addition Concepts #1 (Odyssey) Language Arts -Nonfiction Text #1/Read & Respond #2 (Odyssey) <p>i-Ready: Spend at least 30 minutes on the My Path for math. Handwriting - Spend 10 minutes writing your numbers (up to 100) Saxon Phonics - Lessons 4 & 5 (Tt/Pp)</p>
Wednesday, 9/2	<p>Edgenuity lessons:</p> <ul style="list-style-type: none"> Math - Addition Concepts #2 (Odyssey) Language Arts - Syllables & Vowel Sounds (Odyssey) <p>i-Ready: Spend at least 30 minutes on the My Path for reading. Writing - Write about your favorite TV show Saxon Phonics - Lessons 6 & 7 (Ii, Ll)</p>
Thursday, 9/3	<p>Edgenuity lessons:</p> <ul style="list-style-type: none"> Math - Addition Concepts #2 (Odyssey) Language Arts - Nonfiction Text #1/Read & Respond #2 <p>i-Ready: Spend at least 30 minutes on the My Path for math. Handwriting - Spend 10 minutes writing ABC's (Capitals/Lowercase) Saxon Phonics - Lessons 8 & 9 (Aa, Zz)</p>
Friday, 9/4	<p>Edgenuity lessons: Spend time on Pathblazer for reading and math. i-Ready: Your choice of reading or math (at least 30 minutes). Handwriting - Spend 10 minutes writing numbers (up to 100) Saxon Phonics - Lesson 11 (Ss)</p>

Free choices for each day: *Sum Dog, Prodigy, Lexia, Teach Your Monster to Read, Art Projects (Ms. Magee), PE, Music, Science (Odyssey Tab)*

If you have already completed one of the lessons listed, please spend that time in the Pathblazer tab of the same subject

Send me a picture of the finished handwriting/writing and Saxon Phonics pages in Bloomz 😊

Crestwood School 1st Grade

Remote Learning Lesson Plans

Week of September 7- September 11

Monday, 9/7 NO SCHOOL!	Edgenuity lessons: CATCH UP DAY! <ul style="list-style-type: none"> Math - Language Arts - Lexia Core 5: Handwriting - Saxon Phonics -
Tuesday, 9/8	Edgenuity lessons: <ul style="list-style-type: none"> Math - Addition Concepts #3 (Odyssey) Language Arts - Read & Respond Fantasy (Odyssey) i-Ready: Spend at least 30 minutes on the My Path for math. Handwriting - Spend 10 minutes counting & writing your #'s (up to 120) Saxon Phonics - Lessons 12 & 13 (Suffix -s, Blends)
Wednesday, 9/9	Edgenuity lessons: <ul style="list-style-type: none"> Math - Addition Concepts #3 (Odyssey) Language Arts - Consonant Blends (Odyssey) Lexia Core 5: Spend at least 30 minutes on Lexia for reading. Writing - Write about something you like to do with a friend. Saxon Phonics - Lessons 14 & 16 (Dd, Ff)
Thursday, 9/10	Edgenuity lessons: <ul style="list-style-type: none"> Math - Commutative Property of Addition/1-Digit Addition (Odyssey) Language Arts - Read & Respond to Lit #3 (Odyssey) i-Ready: Spend at least 30 minutes on the My Path for math. Handwriting - Spend 10 minutes writing ABC's (Capitals/Lowercase) Saxon Phonics - Lessons 17 & 18 (Hh, Gg)
Friday, 9/11	Edgenuity lessons: Spend time on Pathblazer for reading and math. Lexia/i-Ready: Your choice of reading or math (at least 30 minutes). Handwriting - Spend 10 minutes writing ABC's (Capital/Lowercase) and numbers to 120. Saxon Phonics - Lesson 19 (Rr)

Free choices for each day: *Sum Dog, Prodigy, Lexia, Teach Your Monster to Read, Art Projects (Ms. Magee), PE, Music, Science (Odyssey Tab)*

If you have already completed one of the lessons listed, please spend that time in the Pathblazer tab of the same subject

Send me a picture of the finished handwriting/writing and Saxon Phonics pages in Bloomz 😊

Crestwood School 1st Grade

Remote Learning Lesson Plans

Week of September 14- September 18

Spelling List: hot, hop, pop, pot, not, back, pick, now, want

Monday, 9/14	<p>Edgenuity lessons:</p> <ul style="list-style-type: none"> Math - Addition Strategies #1 (Odyssey) Language Arts - Reading Fluency #1 (Odyssey) <p>Lexia Core 5: Spend at least 30 minutes on Lexia for reading.</p> <p>Handwriting - Write this week's spelling words 5X each with crayons</p> <p>Saxon Phonics - Lesson #21 (Letter K)</p>
Tuesday, 9/15	<p>Edgenuity lessons:</p> <ul style="list-style-type: none"> Math - Add in Any Order 3.1 (emailed as PDF) Language Arts - Read "Todd Fox" story (emailed as PDF) <ul style="list-style-type: none"> Read through 3X & ask comprehension questions. <p>i-Ready: Spend at least 30 minutes on the My Path for math.</p> <p>Handwriting - Spend 10 minutes counting & writing your #'s (up to 120)</p> <p>Saxon Phonics - Lesson #22 (Letter C)</p>
Wednesday, 9/16	<p>Edgenuity lessons:</p> <ul style="list-style-type: none"> Math - Addition Strategies #1 (Odyssey) Language Arts - Read & Respond #4 (Odyssey) <p>Lexia Core 5: Spend at least 30 minutes on Lexia for reading.</p> <p>Writing - What gift would you like to give a family member? Draw a picture and write about it.</p> <p>Saxon Phonics - Lesson #23 (Spelling with k and c)</p>
Thursday, 9/17	<p>Edgenuity lessons:</p> <ul style="list-style-type: none"> Math - Add Doubles 3.3 (emailed as PDF) Language Arts - Read "Todd Fox" story (emailed as PDF) <ul style="list-style-type: none"> Read through 2X & write sentences using the high-frequency words & decodable words on last page. <p>i-Ready: Spend at least 30 minutes on the My Path for math.</p> <p>Handwriting - Spend 10 minutes writing ABC's (Capitals/Lowercase) Saxon Phonics - Lesson #24 (Letter B)</p>
Friday, 9/18	<p>Edgenuity lessons: Spend time on Pathblazer for reading and math.</p> <p>Lexia: Spend at least 30 minutes on Lexia for reading.</p> <p>Handwriting - Take this week's spelling test (list at the top)</p> <p>Saxon Phonics - Lesson 26 (Letter M)</p>

Free choices for each day: *Sum Dog, Prodigy, Lexia, Teach Your Monster to Read, Art Projects (Ms. Magee), PE, Music, Science (Odyssey Tab)*

If you have already completed the lessons, spend that time in the Pathblazer tab of the same subject. Send me a picture of the finished handwriting/writing and Saxon Phonics pages in Bloomz ☺

Crestwood School 1st Grade Remote Learning Plans

September 21- September 25

Spelling List: all, call, fall, wall, ball, tall, on, not, so, of

Monday, 9/21	<p>Edgenuity lessons:</p> <ul style="list-style-type: none"> • Math - Addition Strategies #2 (Odyssey) • Language Arts - Reading Fluency #2/Read & Respond Details <ul style="list-style-type: none"> ◦ Complete Reading Fluency #2 <p>Lexia Core 5: Spend at least 30 minutes on Lexia for reading.</p> <p>Handwriting - Write your spelling words 5X each in a rainbow of colors</p> <p>Saxon Phonics - Lesson #27 (Letter E)</p>
Tuesday, 9/22	<p>Edgenuity lessons:</p> <ul style="list-style-type: none"> • Math - Add 10 and More 3.7 (emailed as PDF) • Language Arts - Read "Tall, Small, Tall" story (emailed PDF) <ul style="list-style-type: none"> ◦ Read through 3X & ask comprehension questions. <p>i-Ready: Spend at least 30 minutes on the My Path for math.</p> <p>Handwriting - Spend 10 minutes counting & writing your #'s (up to 120)</p> <p>Saxon Phonics - Lesson #28 (Digraph ck)</p>
Wednesday, 9/23	<p>Edgenuity lessons:</p> <ul style="list-style-type: none"> • Math - Addition Strategies #3 (Odyssey) • Language Arts - Reading Fluency #2/Read & Respond Details <ul style="list-style-type: none"> ◦ Complete Read & Respond Details <p>Lexia Core 5: Spend at least 30 minutes on Lexia for reading.</p> <p>Writing - What is your favorite thing about Fall? Draw a picture and write about it.</p> <p>Saxon Phonics - Lesson #29 (Spelling with ck and final)</p>
Thursday, 9/24	<p>Edgenuity lessons:</p> <ul style="list-style-type: none"> • Math - Make a 10 to Add 3.8 (emailed as PDF) • Language Arts - Read "Tall, Small, Tall" story (emailed PDF) <ul style="list-style-type: none"> ◦ Read through 2X & write sentences using high-frequency words & decodable words on last page. <p>i-Ready: Spend at least 30 minutes on the My Path for math.</p> <p>Handwriting -</p> <ul style="list-style-type: none"> • Write your spelling words using all capital letters 2X • Write your spelling words using all lowercase letters 2X <p>Saxon Phonics - Lesson #31 (Digraph th)</p>
Friday, 9/25	<p>Edgenuity lessons: Spend time on Pathblazer for reading and math.</p> <p>Lexia: Spend at least 30 minutes on Lexia for reading.</p> <p>Handwriting - Take this week's spelling test (list at the top)</p> <p>Saxon Phonics - NONE</p>

Free choices for each day: *Sum Dog, Prodigy, Lexia, Teach Your Monster to Read, Art Projects (Ms. Magee), PE, Music, Science (Odyssey Tab)*

If you have already completed the lessons, spend that time in the Pathblazer tab of the same subject. Send me a picture of the finished handwriting/writing and Saxon Phonics pages in Bloomz 😊

Crestwood School 1st Grade Remote Learning Plans

September 28 - October 2

Spelling List: hen, pen, men, end, send, set, all, call, very, that

Monday, 9/28	<p>Edgenuity lessons:</p> <ul style="list-style-type: none"> • Math - Addition Strategies #4 (Odyssey) • Language Arts - Reading Fluency #3/R&R Story Elements <ul style="list-style-type: none"> ◦ Complete Reading Fluency #3 <p>Lexia Core 5: Spend at least 30 minutes on Lexia for reading.</p> <p>Handwriting - Write your spelling words 5X each in a rainbow of colors</p> <p>Saxon Phonics - Lesson #32 (Digraph ng and Suffix -ing)</p>
Tuesday, 9/29	<p>Edgenuity lessons:</p> <ul style="list-style-type: none"> • Math - Use Make a 10 to Add 3.9 (emailed as PDF) • Language Arts - Read "Red Hen" story (emailed PDF) <ul style="list-style-type: none"> ◦ Read through 3X & ask comprehension questions. <p>i-Ready: Spend at least 30 minutes on the My Path for math.</p> <p>Handwriting - Spend 10 minutes counting & writing your #'s (up to 120)</p> <p>Saxon Phonics - Lesson #33 (Suffix -ed)</p>
Wednesday, 9/30	<p>Edgenuity lessons:</p> <ul style="list-style-type: none"> • Math - Add 3 Numbers 3.10 (emailed as PDF) • Language Arts - Reading Fluency #3/R&R Story Elements <ul style="list-style-type: none"> ◦ Complete Read & Respond Story Elements <p>Lexia Core 5: Spend at least 30 minutes on Lexia for reading.</p> <p>Writing - Write a letter to a friend from school that you miss. Make sure to tell them at least three things you've learned so far this year.</p> <p>Saxon Phonics - Lesson #34 (Digraph ee)</p>
Thursday, 10/1	<p>Edgenuity lessons:</p> <ul style="list-style-type: none"> • Math - Equal Sums (Odyssey) • Language Arts - Read "Red Hen" story (emailed PDF) <ul style="list-style-type: none"> ◦ Read through 2X & write sentences using high-frequency words & decodable words on last page. <p>i-Ready: Spend at least 30 minutes on the My Path for math.</p> <p>Handwriting - Write your spelling words using all capital letters 2X and all lowercase letters 2X</p> <p>Saxon Phonics - Lesson #36 (Rule vc'lcv)</p>
Friday, 10/2	<p>Edgenuity lessons: Spend time on Pathblazer for reading.</p> <ul style="list-style-type: none"> • Math -Use Addition Strategies to Add 3.12 (emailed as PDF) <p>Lexia: Spend at least 30 minutes on Lexia for reading.</p> <p>Handwriting - Take this week's spelling test (list at the top)</p> <p>Saxon Phonics - Lesson #37 (Letter U)</p>

Free choices for each day: *Sum Dog, Prodigy, Lexia, Teach Your Monster to Read, Art Projects (Ms. Magee), PE, Music, Science (Odyssey Tab)*

If you have already completed the lessons, spend that time in the Pathblazer tab of the same subject. Send me a picture of the finished handwriting/writing and Saxon Phonics pages in Bloomz ☺

Crestwood School 1st Grade Remote Learning Plans

October 5 - 10

Spelling List: then, them, this, that, path, with, men, set, was, said

Monday, 10/5	<p>Edgenuity lessons:</p> <ul style="list-style-type: none"> Math - Subtraction Concepts #1 (Odyssey) Language Arts - Characters/R&R Sequencing <ul style="list-style-type: none"> Complete Characters <p>Lexia Core 5: Spend at least 30 minutes on Lexia for reading.</p> <p>Handwriting - Write your spelling words 5X each in a rainbow of colors</p> <p>Saxon Phonics - Lesson #38 (Letter W)</p>
Tuesday, 10/6	<p>Edgenuity lessons:</p> <ul style="list-style-type: none"> Math - Model Taking From 2.2 (emailed as PDF) Language Arts - Read "Math Path" story (emailed PDF) <ul style="list-style-type: none"> Read through 3X & ask comprehension questions. <p>i-Ready: Spend at least 30 minutes on the My Path for math.</p> <p>Handwriting - Spend 10 minutes on basic addition facts (write problems/sums)</p> <p>Saxon Phonics - Lesson #39 (Rule vclcv')</p>
Wednesday, 10/7	<p>Edgenuity lessons:</p> <ul style="list-style-type: none"> Math - Subtraction Concepts #2 (Odyssey) Language Arts - Characters/R&R Sequencing <ul style="list-style-type: none"> Complete Read & Respond Sequencing <p>Lexia Core 5: Spend at least 30 minutes on Lexia for reading.</p> <p>Writing - What are excited to learn 2nd quarter? What have you enjoyed learning the most during 1st quarter?</p> <p>Saxon Phonics - NONE</p>
Thursday, 10/8	<p>Edgenuity lessons:</p> <ul style="list-style-type: none"> Math - Model Taking Apart 2.3 (emailed as PDF) Language Arts - Read "Math Path" story (emailed PDF) <ul style="list-style-type: none"> Read through 2X & write sentences using high-frequency words & decodable words on last page. <p>i-Ready: Spend at least 30 minutes on the My Path for math.</p> <p>Handwriting - Write spelling words in all capitals 2X and all lowercase letters 2X</p> <p>Saxon Phonics - Lesson #41 (a consonant e, spelling with final ke)</p>
Friday, 10/9 NO SCHOOL! Teacher In-service	<p>Edgenuity lessons: CATCH UP DAY</p> <p>Lexia: Spend at least 30 minutes on Lexia for reading.</p> <p>Handwriting -</p> <p>Saxon Phonics -</p>

ART PROJECT FOR THE WEEK: Draw a silhouette of your head looking sideways and draw the things inside the head that you think about a lot or that are important to you.

Free choices for each day: *Sum Dog, Prodigy, Lexia, Teach Your Monster to Read, Art Projects (Ms. Magee), PE, Music, Science (Odyssey Tab)*

If you have already completed the lessons, spend that time in the Pathblazer tab of the same subject. Send me a picture of the finished handwriting/writing and Saxon Phonics pages in Bloomz ☺

Crestwood School 1st Grade Remote Learning Lesson Plans

Week of October 12-16

rug, mug, bug, us, bus, must, with, then, she, use

Kindness Challenges: Entertain someone with a happy dance. Be kind to yourself and do 10 one-minute exercises. List 10 things you are grateful for.

Monday, 10/12 NO SCHOOL	No new lessons today, since there is no school! If you need to use today as a catch-up day to make-up missing assignments, do that. If not, enjoy your longer weekend!
Tuesday, 10/13	Edgenuity lessons: <ul style="list-style-type: none">• Math – Counting Back to Subtract #1 (Odyssey folder) Reading: Listen to the <u>Space Pup</u> reading story at the following link https://youtu.be/DfyQFdyPaHk . How many short u words can you find? (bus, pup, mud) i-Ready: Spend 30 minutes on the My Path OR complete a lesson for math instruction. Handwriting: Practice your spelling words on the Raking Rainbow Write worksheet. Saxon Phonics: Lesson #42 a consonant e spelling with final ke
Wednesday, 10/14	Edgenuity lessons: <ul style="list-style-type: none">• Math – Counting Back to Subtract #2 (Odyssey folder) Reading: Read <u>Muff's Bath</u> and highlight or underline the short u words. Lexia Core 5: Spend at least 30 minutes on Lexia for reading. Writing Prompt: What does kindness mean to you? How can you show kindness to your friends and family? Math Fact Practice: Work on basic addition facts for at least 10 minutes. Saxon Phonics: Lesson #43 o consonant e
Thursday, 10/15	Edgenuity lessons: <ul style="list-style-type: none">• Math – Counting Back to Subtract #3 (Odyssey folder) i-Ready: Spend 30 minutes on the My Path OR complete a lesson for math instruction. Handwriting: Practice your spelling words on the Batty Boxes and Candy Apple Capitals worksheets. Saxon Phonics: Lesson #44 u consonant e
Friday, 10/16	Edgenuity lessons: <ul style="list-style-type: none">• Science – Earth, Sun, and Moon (Odyssey folder) Math: Complete the Mid-Chapter Checkpoint to check for understanding. The Halloween color may be completed as a decoration for your house. Reading: Read <u>Muff's Bath</u> again and write sentences using the high-frequency words on the last page. Lexia Core 5: Spend at least 30 minutes on Lexia for reading. Saxon Phonics: Lesson #46 contractions

Crestwood School 1st Grade Remote Learning Lesson Plans

Week of October 19-23

Spelling Words: *sing, sang, hang, rang, ring, bring, bus, must, your, when*

Heart Words: *eat, from, come, this, are, gone, grows, or two*

Kindness Challenges: Show appreciation for a counselor. Make and display a thank you sign for essential workers. Make a wish list for a child in another country.

Art Project: Draw a Robot – Follow the steps on the link: <https://artprojectsforkids.org/draw-a-robot/>. Email your completed project to Ms. Magee at mmagee@crestwood.k12.il.us

P.E.: Exercise for at least 20 minutes each day. You can play outside, follow a video, go on a walk, ride your bike, etc. Send a picture or video to Mrs. Mills of your P.E. activity.

Monday, 10/19	<p>Edgenuity lessons:</p> <ul style="list-style-type: none"> Math – Subtraction #1 (Odyssey folder) <p>Reading: Listen to the <u>Where Do Frogs Come From?</u> reading story at the following link https://youtu.be/AcVCskW2QFw Then, read <u>King Bing Plays Ball</u> and circle or highlight all the words that end in -ng.</p> <p>i-Ready: Spend 30 minutes on the My Path OR complete a lesson for math instruction.</p> <p>Handwriting: Practice your spelling words on the Consonant Crows and Batty Boxes worksheets.</p> <p>Saxon Phonics: Lesson 46 The Letter X (Watch the YouTube video and complete the worksheet.)</p>
Tuesday, 10/20	<p>Edgenuity lessons:</p> <ul style="list-style-type: none"> Math – Subtraction #2 (Odyssey folder) <p>Reading: Read <u>How Frogs Grow</u>, then cut out the pictures of the frog life cycle and put them in order. Label the pictures with the words eggs, frogs, froglets, tadpoles.</p> <p>Lexia Core 5: Spend at least 30 minutes on Lexia for reading.</p> <p>Math Fact Practice: Work on basic addition facts for at least 10 minutes.</p> <p>Saxon Phonics: Lesson 47 The Letter Y (Watch the YouTube video and complete the worksheet.)</p>
Wednesday, 10/21	<p>Edgenuity lessons:</p> <ul style="list-style-type: none"> Math – Word Problems (Odyssey folder) <p>Reading: Read <u>How Frogs Grow</u> again.</p> <p>i-Ready: Spend 30 minutes on the My Path OR complete a lesson for math instruction.</p> <p>Handwriting: Practice your spelling words on the Raking Rainbow Write worksheet.</p> <p>Writing Prompt: What did you learn about the frog cycle?</p> <p>Saxon Phonics: Lesson 48 Digraph sh (Watch the YouTube video and complete the worksheet.)</p>
Thursday, 10/22	<p>Edgenuity lessons:</p> <ul style="list-style-type: none"> Science – Amphibians (Odyssey folder) Math – Word Problems #2 (Odyssey folder) <p>Reading: Take the test on <u>How Frogs Grow</u>. You can use your book to help!</p> <p>Lexia Core 5: Spend at least 30 minutes on Lexia for reading.</p> <p>Saxon Phonics: Lesson 49 Digraph oo (Watch the YouTube video and complete the worksheet.)</p>
Friday, 10/23	<p>No new lessons today, since there is no school! If you need to use today as a catch-up day to make-up missing assignments, do that. If not, enjoy your longer weekend!</p>

Crestwood School 1st Grade Remote Learning Lesson Plans


Week of October 26-30

Spelling Words: *or, for, corn, fork, cork, hang, ring, more, two, from*

Kindness Challenges: Send a thank you to your superintendent, Mrs. Young. Make and deliver a happy card to a senior friend.

Art Project: Make a pumpkin jack-o-lantern using paper and objects at home. Email a picture to Ms. Magee at mmagee@crestwood.k12.il.us.

Music: Practice the Crestwood School Song. The lyrics are posted on the Remote Learning Website.



P.E.: Exercise for at least 20 minutes each day. You can play outside, follow a video, go on a walk, ride your bike, etc. Send a picture or video to Mrs. Mills of your P.E. activity.

Monday, 10/26	<p>Edgenuity lessons:</p> <ul style="list-style-type: none"> Math – Comparison Word Problems #1 (Odyssey folder) <p>Reading: Read the Reading A-Z book called "All Kinds of Musical Instruments".</p> <p>i-Ready: Spend 30 minutes on the My Path OR complete a lesson for math instruction.</p> <p>Handwriting: Practice your spelling words on the Picture Pie and Cracking Corny Codes worksheets.</p> <p>Saxon Phonics: Lesson 51 The Letter J (Watch the YouTube video and complete the worksheet.)</p>
Tuesday, 10/27	<p>Edgenuity lessons:</p> <ul style="list-style-type: none"> Math – Comparison Word Problems #2 (Odyssey folder) <p>Reading: Read "The Morning Song" decodable reader. Circle all of the words that you see with the or pattern.</p> <p>Lexia Core 5: Spend at least 30 minutes on Lexia for reading.</p> <p>Math Fact Practice: Work on basic addition facts for at least 10 minutes.</p> <p>Saxon Phonics: Lesson 52 The Floss Rule (Watch the YouTube video and complete the worksheet.)</p>
Wednesday, 10/28	<p>Edgenuity lessons:</p> <ul style="list-style-type: none"> Math – Comparison Word Problems #3 (Odyssey folder) <p>Reading: Read "All Kinds of Musical Instruments" and complete the Classify Information worksheet.</p> <p>i-Ready: Spend 30 minutes on the My Path OR complete a lesson for math instruction.</p> <p>Handwriting: Practice your spelling words on the Stacking Scarecrows worksheet.</p> <p>Writing Prompt: If you could play any musical instrument, which instrument would you play and why? Draw a picture and write about it.</p> <p>Saxon Phonics: Lesson 53 The Letter V; Spelling with Final ve (Watch the YouTube video and complete the worksheet.)</p>
Thursday, 10/29	<p>Edgenuity lessons:</p> <ul style="list-style-type: none"> Math – Comparison Word Problems #4 (Odyssey folder) <p>Reading: Read "The Morning Song" again and write a sentence using the high-frequency words someone, the, too, you.</p> <p>Lexia Core 5: Spend at least 30 minutes on Lexia for reading.</p> <p>Saxon Phonics: Lesson 54 Spelling with Final c (Watch the YouTube video and complete the worksheet.)</p>
Friday, 10/30	<p>Reading: Complete the Instruments test. You may use your book, if needed.</p> <p>Spelling: Take the spelling test.</p> <p>Saxon Phonics: Lesson 56 Final, Stable Syllable -ble (Watch the YouTube video and complete the worksheet.)</p> <p>Math: Take the Chapter 4 Test over subtraction. Use the strategies that you have tried before!</p>

Crestwood School Kindergarten Remote Learning Lesson Plans

Week of November 2-6

Spelling Words: *ship, shop, shot, wish, dish, dash, for, more, be, try*

Kindness Challenges: Learn something new about a different culture. Write a thank you note to your mail carrier. Invent a kind handshake with a family member.

Art Project: Make your own vase of chrysanthemums using paper at home. Email a picture to Ms. Magee at mmagee@crestwood.k12.il.us.

Music: Make your own song about things that you like about fall. Mrs. Mills would love to hear or read your song!

P.E.: Exercise for at least 20 minutes each day. You can play outside, follow a video, go on a walk, ride your bike, etc. Send a picture or video to Mrs. Mills of your P.E. activity.



Monday, 11/2	<p>Edgenuity lessons:</p> <ul style="list-style-type: none"> • Language Arts – Asking and Answering Questions #1 (Odyssey folder) • Math – Order Property #1 (Odyssey folder) <p>Reading: Listen to <u>Fun with Fish</u> at the following link: https://youtu.be/LRxJmdYuy8w Read "At the Shore" and highlight or circle all of the words that have the sh digraph.</p> <p>i-Ready: Spend 30 minutes on the My Path OR complete a lesson for math instruction.</p> <p>Handwriting: Practice your spelling words on the Rainbow Write worksheet. You may also practice using shaving cream, Play-Dough, or flashlights on the wall.</p> <p>Writing Prompt: What would you do if you were president?</p>
Tuesday, 11/3	<p style="text-align: center;">No School – Election Day!</p>
Wednesday, 11/4	<p>Edgenuity lessons:</p> <ul style="list-style-type: none"> • Language Arts – Asking and Answering Questions #2 (Odyssey folder) • Science & Reading – What Lives in the Ocean? (Odyssey folder) • Math – Order Property #2 (Odyssey folder) <p>Lexia Core 5: Spend at least 30 minutes on Lexia for reading.</p> <p>Handwriting: Practice your spelling words on the Stacking Scarecrows worksheet. You may also practice using shaving cream, Play-Dough, or flashlights on the wall.</p> <p>Saxon Phonics: Lesson 57 Final Stable Syllables -fle, -ple, -dle (Watch the YouTube video and complete the worksheet.)</p>
Thursday, 11/5	<p>Edgenuity lessons:</p> <ul style="list-style-type: none"> • Language Arts – Asking and Answering Questions #3 (Odyssey folder) • Science & Reading – Ocean Plans and Animals (Odyssey folder) • Math – Fact Families #1 (Odyssey folder) <p>i-Ready: Spend 30 minutes on the My Path OR complete a lesson for math instruction.</p> <p>Handwriting: Practice your spelling words on the Consonant Crows worksheet. You may also practice using shaving cream, Play-Dough, or flashlights on the wall.</p> <p>Saxon Phonics: Lesson 58 Final, Stable Syllables -tle, -gle (Watch the YouTube video and complete the worksheet.)</p>
Friday, 11/6	<p>Edgenuity lessons:</p> <ul style="list-style-type: none"> • Language Arts – Asking and Answering Questions #4 (Odyssey folder) • Science & Reading – Living and Nonliving (Odyssey folder) • Math – Fact Families #2 (Odyssey folder) <p>Reading: Read "At the Shore" again and write a sentence using 5 high-frequency words of your choice.</p> <p>Spelling: Take the spelling test.</p> <p>Saxon Phonics: Lesson 59 Final, Stable Syllables -cle, -kle, -sle, -zle (Watch the YouTube video and complete the worksheet.)</p>

Crestwood School 1st Grade Remote Learning Lesson Plans

Week of November 9-13

Spelling Words: *chip, chin, inch, itch, catch, match, wish, shop, how, many*

Kindness Challenges: Donate toys, clothes, or books to a charity or someone in need. Make and display 10 positive notes around your house. Read a book to a younger child.

Art Project: Write a thank you card to send to a veteran. Illustrate the front of the card. Email the completed project to Ms. Magee at mmagee@crestwood.k12.il.us.

Music: Listen to the song at the following link and complete the worksheet that it linked on the Remote Learning website. <https://www.youtube.com/watch?v=Jt5rSvPQ5oQ> The worksheet can be sent to Mrs. Mills or Ms. Ripperden at aripperden@crestwood.k12.il.us.

P.E.: Exercise for at least 20 minutes each day. You can play outside, follow a video, go on a walk, ride your bike, etc. Send a picture or video to Mrs. Mills of your P.E. activity.

Monday, 11/9	<p>Edgenuity lessons:</p> <ul style="list-style-type: none"> Language Arts – Using Words and Pictures #1 (Odyssey folder) Math – Addition Unknown Numbers #1 (Odyssey folder) <p>Reading: Listen to <i>I am a Butterfly</i> at the following link: https://youtu.be/cz2qORPDu_E Read "Chuck and Chet" and highlight or circle all of the words that have the ch digraph. Can you think of any other words with digraph ch that are not in the book?</p> <p>i-Ready: Spend 30 minutes on the My Path OR complete a lesson for math instruction.</p> <p>Handwriting: Practice your spelling words on the Rainbow Write worksheet. You may also practice using shaving cream, Play-Dough, or flashlights on the wall.</p> <p>Saxon Phonics: Lesson 61 Vowel y (i sound) (Watch the YouTube video and complete the worksheet.)</p>
Tuesday, 11/10	<p>Edgenuity lessons:</p> <ul style="list-style-type: none"> Language Arts – Using Words and Pictures #2 (Odyssey folder) Math – Addition Unknown Numbers #2 (Odyssey folder) <p>Reading: Read the Life of a Butterfly texts and glue to the pages that match the pictures in the mini-book.</p> <p>Lexia Core 5: Spend at least 30 minutes on Lexia for reading.</p> <p>Handwriting: Practice your spelling words on the Stacking Scarecrows worksheet. You may also practice using shaving cream, Play-Dough, or flashlights on the wall.</p> <p>Saxon Phonics: Lesson 62 Vowel y (e sound) (Watch the YouTube video and complete the worksheet.)</p>
Wednesday, 11/11	No School – Veteran's Day
Thursday, 11/12	<p>Edgenuity lessons:</p> <ul style="list-style-type: none"> Language Arts – Using Words and Pictures #3 (Odyssey folder) Math – Subtraction Unknown Numbers #1 (Odyssey folder) <p>Reading: Read <i>A Butterfly Grows Up</i> and draw pictures to match the words.</p> <p>i-Ready: Spend 30 minutes on the My Path OR complete a lesson for math instruction.</p> <p>Handwriting: Practice your spelling words on the Consonant Crows worksheet. You may also practice using shaving cream, Play-Dough, or flashlights on the wall.</p> <p>Saxon Phonics: Lesson 63 Combination er (Watch the YouTube video and complete the worksheet.)</p>
Friday, 11/13	<p>Edgenuity lessons:</p> <ul style="list-style-type: none"> Language Arts – Using Words and Pictures #4 (Odyssey folder) Math – Subtraction Unknown Numbers #2 (Odyssey folder) <p>Reading: Listen to <i>A Very Hungry Caterpillar</i> at https://youtu.be/btFCtMhF3il. Read "Chuck and Chet" again and write a sentence using 5 high-frequency words of your choice.</p> <p>Spelling: Take the spelling test.</p> <p>Saxon Phonics: Lesson 64 Trigraph igh (Watch the YouTube video and complete the worksheet.)</p>

Crestwood School 1st Grade Remote Learning Lesson Plans

Week of November 16-20

Spelling Words: *far, farm, arm, art, cart, card, chin, inch, live, soon*

Kindness Challenges: Call or video chat your grandparents or esteemed elder. Step up for someone in need. Make and display a kindness matters sign.

Art Project: Create a rural landscape. Follow directions in the link and make it your own. Color with supplies you have at home. <https://artprojectsforkids.org/how-to-draw-an-easy-landscape/> Send a picture of the completed project to Ms. Magee at mmagee@crestwood.k12.il.us

Music: Write a song about Thanksgiving. You can include your favorite foods, what you are thankful for, how you celebrate, etc. Send a video or the lyrics to Mrs. Mills.

P.E.: Exercise for at least 20 minutes each day. You can play outside, follow a video, go on a walk, ride your bike, etc. Send a picture or video to Mrs. Mills of your P.E. activity.

Monday, 11/16	<p>Edgenuity lessons:</p> <ul style="list-style-type: none"> Math – Word Problems #1 (Odyssey folder) Language Arts – Senses #1 (Odyssey folder) <p>Reading: Listen to the story <u>Did You See Chip?</u> https://youtu.be/2k0Kouv9uTI How many words can you write with the 'ar' combination?</p> <p>Science: Watch the Why Kids Should Eat Healthy and Exercise video: https://youtu.be/fstlQDBaxV0</p> <p>Handwriting/Spelling: Practice writing your spelling words on the Rainbow Write worksheet.</p> <p>Saxon Phonics: Lesson 66 Compound Words</p> <p>Lexia Core 5: Spend at least 30 minutes on Lexia for reading.</p>
Tuesday, 11/17	<p>Edgenuity lessons:</p> <ul style="list-style-type: none"> Math – Word Problems #2 (Odyssey folder) Language Arts – Senses #2 (Odyssey folder) <p>Reading: Listen to <u>Did You See Chip?</u> again. Then, complete the beginning, middle, end worksheet with a sentence and picture.</p> <p>Science: Watch the 5 Fabulous Food Groups video: https://youtu.be/L9ymkJK2QCU</p> <p>Handwriting/Spelling: Spell your words on a sheet of white paper using white crayon, then color over the writing with a marker. OR Practice writing with crayons or markers.</p> <p>Saxon Phonics: Lesson 67 Suffix -less, -ness, -ly</p> <p>i-Ready: Spend 30 minutes on the My Path OR complete a lesson for math instruction.</p>
Wednesday, 11/18	<p>Edgenuity lessons:</p> <ul style="list-style-type: none"> Math – Word Problems #3 (Odyssey folder) Language Arts – Senses #3 (Odyssey folder) <p>Reading: Listen to the story <u>We Gather Together, Now Please Get Lost</u> https://youtu.be/U5Waom8FM5Y Then, complete the sequencing worksheet.</p> <p>Science: Watch the You Are What You Eat video: https://youtu.be/OMRX_G-rNaY</p> <p>Handwriting/Spelling: Practice writing your spelling words on the Candy Apple Capitals worksheet.</p> <p>Saxon Phonics: Lesson 68 Digraph ai</p> <p>Lexia Core 5: Spend at least 30 minutes on Lexia for reading.</p>
Thursday, 11/19	<p>Edgenuity lessons:</p> <ul style="list-style-type: none"> Math – Word Problems #4 (Odyssey folder) Language Arts – Senses #4 (Odyssey folder) <p>Reading: Listen to <u>We Gather Together, Now Please Get Lost</u>. Do the writing activity worksheet.</p> <p>Social Studies: Watch Kids History: The First Thanksgiving video https://youtu.be/WumiRK06YqW</p> <p>Handwriting/Spelling: Write your words in shaving cream, Play-Dough, with a dry erase marker, with a flashlight, or fingerspelling in the air. Be creative!</p> <p>Saxon Phonics: Lesson 69 Digraph -ay</p> <p>i-Ready: Spend 30 minutes on the My Path OR complete a lesson for math instruction.</p>
Friday, 11/20	<p>Edgenuity lessons:</p> <ul style="list-style-type: none"> Math – Word Problems #5 (Odyssey folder) Language Arts – My Grass is Red (Odyssey folder) <p>Reading: Take the reading comprehension test over the story.</p> <p>Social Studies: Watch the Mayflower Voyage by Charlie Brown video https://youtu.be/DHGNKk0PnX8</p> <p>Handwriting/Spelling: Take the spelling test today.</p> <p>i-Ready: Complete the growth monitoring for reading and math without help from an adult. This will show what you know.</p>

Crestwood School 1st Grade Remote Learning Lesson Plans

Week of November 23-24

Kindness Challenges: Say "hi" or cheer someone up who looks sad. Decorate a kindness rock and randomly place it. Make 10 messages of love and hope. Pat yourself on the back.

Art Project: Use this week as a catch-up if you have any missing art assignments. Send a picture of the completed project to Ms. Magee at mmagee@crestwood.k12.il.us

Music: Dance to your favorite song!

P.E.: Exercise for at least 20 minutes each day. You can play outside, follow a video, go on a walk, ride your bike, etc. Send a picture or video to Mrs. Mills of your P.E. activity.

Monday, 11/23	<p>Reading: Listen to <u>If I Was a Kid at the First Thanksgiving</u> at the following link: https://youtu.be/pSRReQtFiCA Then, fill out the First Thanksgiving chart to list things about what it was, what it had, and what was done. Also, finish the writing prompt, "If I was at the first Thanksgiving..."</p> <p>Thanksgiving Activities</p> <ul style="list-style-type: none"> • Color-by-Code Subtraction Within 10 - • Read the Today, We Give Thanks Mini-Book. • Scarecrow Compound Words Activity and Writing <p>i-Ready: Spend 30 minutes on the My Path OR complete a lesson for math. Read a book of your choice for at least 10 minutes.</p>
Tuesday, 11/24	<p>Reading: Listen to <u>The Great Turkey Race</u> at the following link: https://youtu.be/u3vXPYmEYww Then, fill out the worksheet to compare Cassie, Ollie, and Wing to real turkeys. Write about where the turkeys run.</p> <p>Thanksgiving Activities</p> <ul style="list-style-type: none"> • Addition Riddle • Write and Read the Thanksgiving Book. • Long i Pies Activity and Writing <p>Lexia Core 5: Spend at least 30 minutes on Lexia for reading. Read a book of your choice for at least 10 minutes.</p>
Wednesday, 11/25	<p style="text-align: center;">Happy Thanksgiving!</p> <p style="text-align: center;">Enjoy the break, play outside, and eat lots of delicious food!</p> <p style="text-align: center;">You deserve it!</p>
Thursday, 11/26	
Friday, 11/27	

Crestwood School 1st Grade Remote Learning Lesson Plans

Week of November 30-December 4

Spelling Words: *quit, quick, quiz, whiz, which, when, arm, card, who, there*

Kindness Challenges: Embrace your family with a big hug. Take a family walk. Learn to say "hello" in a new language. Show appreciation to our Dean of Students, Mrs. Damler.

Art Project: Draw a cottage. Follow directions in the link and make it your own. Color with supplies you have at home. <https://artprojectsforkids.org/how-to-draw-a-cottage/> Send a picture of the completed project to Ms. Magee at mmagee@crestwood.k12.il.us

Music: Listen to the Down by the Bay song at <https://www.youtube.com/watch?v=jAjhLexlrDc> and listen for the long and short sounds. Complete the worksheet.

P.E.: Exercise for at least 20 minutes each day. Send a picture or video to Mrs. Mills of your P.E. activity.

Monday, 11/30	<p>Edgenuity lessons:</p> <ul style="list-style-type: none"> Math – Understand Tens #1 (Odyssey folder) Language Arts – Find the Narrator #1 (Odyssey folder) <p>Reading: Listen to the story <u>Tomas Rivera</u>: https://youtu.be/Wb7PzBQ3jh8 Complete the vocab worksheet.</p> <p>Science: Watch the Food Chain video: https://youtu.be/nBrEcUovvOc Then, cut out the sets of pictures and put them in order of a food chain.</p> <p>Spelling: Complete the Cocoa Color by Letter worksheet to practice this week's words.</p> <p>Saxon Phonics: Lesson 71 Combination ar</p> <p>Lexia Core 5: Spend at least 30 minutes on Lexia for reading. Read a book of your choice for at least 10 minutes.</p>
Tuesday, 12/1	<p>Edgenuity lessons:</p> <ul style="list-style-type: none"> Math – Understand Tens #2 (Odyssey folder) Language Arts – Find the Narrator #2 (Odyssey folder) <p>Reading: Listen to <u>Tomas Rivera</u> again. Then, put the pictures and sentences in order of sequence.</p> <p>Science: Create your own food chain, starting with the sun. Draw a picture of the plant or animal, then write about how the food chain works.</p> <p>Handwriting/Spelling: Spell your words on a sheet of white paper using white crayon, then color over the writing with a marker. OR Practice writing with crayons or markers.</p> <p>Saxon Phonics: Lesson 72 Digraph ch</p> <p>i-Ready: Spend 30 minutes on the My Path OR complete a lesson for math instruction. Read a book of your choice for at least 10 minutes.</p>
Wednesday, 12/2	<p>Edgenuity lessons:</p> <ul style="list-style-type: none"> Math – Understand Tens #3 (Odyssey folder) Language Arts – Find the Narrator #3 (Odyssey folder) <p>Reading: Read Zip! Zap! Quick! and highlight or circle all of the words with the 'qu' spelling.</p> <p>Social Studies: Watch the Christmas Around the World video: https://youtu.be/JtMN2XuSc7M, then complete the activities in the Holidays Around the World packet today and tomorrow.</p> <p>Spelling: Complete the Polar Practice worksheet for spelling practice.</p> <p>Saxon Phonics: Lesson 73 Combination or</p> <p>Lexia Core 5: Spend at least 30 minutes on Lexia for reading. Read a book of your choice for at least 10 minutes.</p>
Thursday, 12/3	<p>Edgenuity lessons:</p> <ul style="list-style-type: none"> Math – Count Numbers #1 (Odyssey folder) Language Arts – Find the Narrator #4 (Odyssey folder) <p>Reading: Read Zip! Zap! Quick! again. Then, write a sentence using each of the high-frequency words on the last page: little, put, the, to.</p> <p>Social Studies: Continue working on the activities in the Holidays Around the World packet.</p> <p>Handwriting/Spelling: Write your words in shaving cream, Play-Dough, with a dry erase marker, with a flashlight, or fingerspelling in the air. Be creative!</p> <p>Saxon Phonics: Lesson 74 Combination qu</p> <p>i-Ready: Spend 30 minutes on the My Path OR complete a lesson for math instruction. Read a book of your choice for at least 10 minutes.</p>
Friday, 12/4	<p>Edgenuity lessons:</p> <ul style="list-style-type: none"> Math – Count Numbers #2 (Odyssey folder) Language Arts – My Dog Will Not Bark (Odyssey folder) <p>Spelling: Take the spelling test today.</p> <p>i-Ready: Spend 30 minutes on the My Path OR complete a lesson for reading instruction.</p>

Crestwood School 1st Grade Remote Learning Lesson Plans

Week of December 7-11

Spelling Words: *sir, dirt, bird, burn, fur, her, quit, when, work, grew*

Kindness Challenges: Be kind to earth and make a cardboard creation. Make a friendship gift for someone new to you. Recycle your trash. Be positive (no complaining) for a whole day.

Art Project: Create a winter scene of evergreens. Use different colors of paper to create the art. You can put ornaments and decorations on the trees. Send a picture of the completed project to Ms. Magee at mmagee@crestwood.k12.il.us



Music: Write a rhythm piece using the worksheet. You can send a video or picture to Mrs. Mills.

P.E.: Exercise for at least 20 minutes each day. Send a picture or video to Mrs. Mills of your P.E. activity.


Monday, 12/7	<p>Edgenuity lessons:</p> <ul style="list-style-type: none"> Math – Place Value #1 (Odyssey folder) Science – Ants (Odyssey folder) <p>Reading: Listen to the story <i>On the Way to the Pond</i>: https://youtu.be/Crmz6oqcwG8 Then, draw a picture of the setting and write about the setting of the book.</p> <p>Spelling: Write your words in white crayon inside the ornaments, then color over with a marker.</p> <p>Saxon Phonics: Lesson 76 Combination ir</p> <p>Lexia Core 5: Spend at least 30 minutes on Lexia for reading.</p> <p>Read a book of your choice for at least 10 minutes.</p>
Tuesday, 12/8	<p>Edgenuity lessons:</p> <ul style="list-style-type: none"> Math – Place Value #2 (Odyssey folder) Science – Armadillos (Odyssey folder) <p>Reading: Complete the Hippo's Basket Full of Good Words activity.</p> <p>Handwriting/Spelling: Bounce a ball as you spell each word – 1 bounce for each letter. OR Leap like a frog and spell your word – 1 leap for each letter.</p> <p>Saxon Phonics: Lesson 77 Combination ur</p> <p>i-Ready: Spend 30 minutes on the My Path OR complete a lesson for math instruction. *START THE DIAGNOSTIC</p> <p>Read a book of your choice for at least 10 minutes.</p>
Wednesday, 12/9	<p>Edgenuity lessons:</p> <ul style="list-style-type: none"> Math – Compare with Place Value #1 (Odyssey folder) Science – Animal Environments (Odyssey folder) <p>Reading: Read Mom's Helper and highlight or circle all of the words with the 'er' combination.</p> <p>Spelling: Play the Roll and Spell game to write your spelling words.</p> <p>Saxon Phonics: Lesson 78 Soft c</p> <p>Lexia Core 5: Spend at least 30 minutes on Lexia for reading.</p> <p>Read a book of your choice for at least 10 minutes.</p>
Thursday, 12/10	<p>Edgenuity lessons:</p> <ul style="list-style-type: none"> Math – Compare with Place Value #2 (Odyssey folder) <p>Reading: Listen to the story <i>On the Way to the Pond</i>: https://youtu.be/Crmz6oqcwG8 Then, cut out the events and put them in order of sequence.</p> <p>Handwriting/Spelling: Write your words in shaving cream, Play-Dough, with a dry erase marker, with a flashlight, or fingerspelling in the air. Be creative!</p> <p>Saxon Phonics: Lesson 79 Digraph ow</p> <p>i-Ready: Spend 30 minutes on the My Path OR complete a lesson for math instruction. *START THE DIAGNOSTIC</p> <p>Read a book of your choice for at least 10 minutes.</p>
Friday, 12/11	<p>Edgenuity lessons:</p> <ul style="list-style-type: none"> Math – Problem Solving (Odyssey folder) <p>Reading: Read Mom's Helper again. Then, do the Sorting Words activity.</p> <p>Spelling: Take the spelling test today.</p> <p>Saxon Phonics: Lesson 81 Rule v/cv with a</p> <p>i-Ready: Spend 30 minutes on the My Path OR complete a lesson for reading instruction. *START THE DIAGNOSTIC*</p> <p>Read a book of your choice for at least 10 minutes.</p>

Crestwood School 1st Grade Remote Learning Lesson Plans

Week of December 14-18

Kindness Challenges: Go a whole day without complaining & use only positive words for the entire day. Tell a current or past teacher how they've inspired you.

Art Project: Make a paper chain using paper, glue or tape, and scissors. Decorate your tree or your room with your chain. Merry Christmas! Send a picture of the completed project to Ms. Magee at mmagee@crestwood.k12.il.us



Music: Sing your favorite Christmas or holiday song. It will be more fun to add dance moves to the song! You can send a video or picture to Mrs. Mills.

P.E.: Exercise for at least 20 minutes each day. Send a picture or video to Mrs. Mills of your P.E. activity.

Monday, 12/14	<p>Reading: Complete the Visualize worksheet and draw a picture of what you think is going to happen in this book. Listen to Chapters 1-2 of <u>Jingle Bells, Batman Smells (P.S. So Does May)</u> and then compare and contrast you and Junie B.</p> <p>Math: Write the sums on the Addition Christmas Tree picture, then color according to the key.</p> <p>Saxon Phonics: Lesson 82 Rule v/cv with i and e</p> <p>Writing: Color the picture and write about what is happening. Where do you think Santa and the reindeer are going? What will they do?</p> <p>Lexia Core 5: Spend at least 30 minutes on Lexia for reading. Read a book of your choice for at least 10 minutes.</p>
Tuesday, 12/15	<p>Reading: Listen to Chapters 3-5 of <u>Jingle Bells, Batman Smells (P.S. So Does May)</u> and then predict what you think will happen next in the story.</p> <p>Saxon Phonics: Lesson 83 Rule v/cv with o and u</p> <p>Math: Write the sums on the Subtraction Mittens picture, then color according to the key.</p> <p>Writing: Color the picture and write about what is happening. What songs are the carolers singing? Who are they singing to?</p> <p>i-Ready: Spend 30 minutes on the My Path OR complete a lesson for math instruction. Make sure to complete the diagnostic, if you haven't already. Read a book of your choice for at least 10 minutes.</p>
Wednesday, 12/16	<p>Reading: Listen to Chapters 6-7 of <u>Jingle Bells, Batman Smells (P.S. So Does May)</u> and then make a timeline of events so far in the story.</p> <p>Saxon Phonics: Lesson 84 Rule v/cv, Part 1</p> <p>Math: Play Roll, Add and Color with a family member to practice facts!</p> <p>Writing: Color the picture and write about what is happening. Why does the boy have a bell? How much do you think the trees are for sale?</p> <p>Lexia Core 5: Spend at least 30 minutes on Lexia for reading. Read a book of your choice for at least 10 minutes.</p>
Thursday, 12/17	<p>Reading: Listen to Chapters 8-9 of <u>Jingle Bells, Batman Smells (P.S. So Does May)</u> and then write about how Junie B. has changed from the beginning of the book to now at the ending.</p> <p>Math: Complete the Christmas Word Problems Mini Book.</p> <p>Phonics: Read the decodable book: Burt and Curtis. Circle all of the words with ur that you see.</p> <p>Writing: Color the picture and write about what is happening. What is the boy doing? Why is he doing that?</p> <p>i-Ready: Spend 30 minutes on the My Path OR complete a lesson for math instruction. Make sure to complete the diagnostic test, if you haven't already. Read a book of your choice for at least 10 minutes.</p>
Friday, 12/18	<p>Reading: Listen to Chapters 10-11 of <u>Jingle Bells, Batman Smells (P.S. So Does May)</u> and then create a comic strip of what happened in the chapter.</p> <p>Math: Complete the Christmas Color by Number worksheet.</p> <p>Phonics: Read Burt and Curtis again. Practice reading the words on the last page.</p> <p>Writing: Color the picture and write about what is happening. What is Santa and the reindeer doing?</p> <p>i-Ready: Spend 30 minutes on the My Path OR complete a lesson for reading instruction. Make sure to complete the diagnostic test. Read a book of your choice for at least 10 minutes.</p>

Crestwood School 1st Grade Remote Learning Lesson Plans

Week of January 5th-8th


Spelling Words: middle, fiddle, wiggle, giggle, puddle, cuddle, fur, bird, were, four

Kindness Challenges: Prepare a healthy meal or snack for a loved one. Say "sorry" to someone you may have hurt. Tell a joke & make someone laugh.

Art Project: Complete a collage of a mitten using found paper. Use crayons or markers to create patterns and designs on the mitten. Add snowflakes to the background by drawing them or adding cutout ones and gluing them on. Be creative and have fun! Send a picture of the completed project to Ms. Magee at mmagee@crestwood.k12.il.us

Music: Complete the High or Low worksheet. Send to Mrs. Mills when complete.

P.E.: Exercise for at least 20 minutes each day. A list of activities and videos can be found on the Remote Learning Website. Send a picture or video to Mrs. Mills of your P.E. activity.



Monday, 1/4	No School!
Tuesday, 1/5	<p>Edgenuity Lessons:</p> <ul style="list-style-type: none"> Math – Compare Numbers #1 (Odyssey folder) <p>Reading: Listen to the story <u>Friends Forever</u> at the following link: https://youtu.be/rTkBoxRS3JY Then, complete the Building New Vocabulary activity.</p> <p>Phonics: Review long vowel sounds by completing the two Sort It Out worksheets and the Color My Vowel worksheet. (Remember long vowels say their name.)</p> <p>Spelling: Write each spelling word 3x each on the Polar Practice worksheet. (You will need to make one more snowball on the back.)</p> <p>Writing: Write a few sentences about what you like to do with friends on the Making Text to Self Connections page.</p> <p>i-Ready: Spend 30 minutes on the My Path OR complete a lesson for math instruction. Read a book of your choice for at least 10 minutes.</p>
Wednesday, 1/6	<p>Edgenuity Lessons:</p> <ul style="list-style-type: none"> Math – Compare Numbers #2 (Odyssey folder) <p>Reading: Complete the Using Words with -er and -est activity.</p> <p>Phonics: Review digraphs with the Sort It Out and I Hear a... worksheets.</p> <p>Spelling & Writing: Use each spelling word in a sentence and write on the Snowman Sentences page.</p> <p>Lexia Core 5: Spend at least 30 minutes on Lexia for reading.</p> <p>Practice your math facts on SumDog, using flash cards, or another way.</p> <p>Read a book of your choice for at least 10 minutes.</p>
Thursday, 1/7	<p>Edgenuity Lessons:</p> <ul style="list-style-type: none"> Math – Equal or Unequal #1 (Odyssey folder) <p>Reading: Listen to the story <u>Friends Forever</u> at the following link: https://youtu.be/rTkBoxRS3JY Then, complete the Making Words worksheet using the letters at the bottom of the page.</p> <p>Phonics: Review r-controlled vowels ar/or with the Build and Write, What Do You Hear?, and Circle It & Write It worksheets.</p> <p>Spelling: Complete the Snowflake Sorting worksheet to look for patterns in your words.</p> <p>Writing: Write a few sentences about ways to be a good friend on the Making Text to World Connections page.</p> <p>i-Ready: Spend 30 minutes on the My Path OR complete a lesson for math instruction. Read a book of your choice for at least 10 minutes.</p>
Friday, 1/8	<p>Edgenuity Lessons:</p> <ul style="list-style-type: none"> Math – Equal or Unequal #2 (Odyssey folder) Reading – My Funny Freckle (Odyssey folder) – Listen to the story first, then write about something that you love about yourself just like the girl loved her freckle. <p>Phonics: Review r-controlled vowels er/ir/ur with the Poppin' Words and Circle It & Write It worksheets.</p> <p>Spelling: Take the spelling test.</p> <p>Lexia Core 5: Spend at least 30 minutes on Lexia for reading.</p> <p>Practice your math facts on SumDog, using flash cards, or another way.</p> <p>Read a book of your choice for at least 10 minutes.</p>

Crestwood School 1st Grade Remote Learning Lesson Plans

Week of January 11th-15th

Spelling Words: low, bow, row, road, soap, boat, wiggle, middle, talk, school

Kindness Challenges: Prepare a healthy meal or snack for a loved one. Say "sorry" to someone you may have hurt. Tell a joke & make someone laugh.

Art Project: Create a car cutting of different colors of paper out to make the car and background. Glue the papers together to show the car, ground, and sky. You can make the car whatever kind of car you like. Send a picture of the completed project to Ms. Magee at mmagee@crestwood.k12.il.us



P.E.: Exercise for at least 20 minutes each day. Send a picture or video to Mrs. Mills of your P.E. activity.

Monday, 1/11	<p>Edgenuity Lessons:</p> <ul style="list-style-type: none"> Math – Compare Numbers with Symbols #1 (Odyssey folder) <p>Saxon Phonics: Lesson 86 Digraph ea, Part 1</p> <p>Spelling: Choose one of the following activities from the S column of the STAR practice paper – Write each letter in a different color. Write each word with the opposite hand. Color the vowels red and the consonants blue in each word.</p> <p>Reading: Listen to the story <u>The Fox and the Stork</u> at the following link: https://youtu.be/nS-hKXfTgLc and answer the Comprehension Questions.</p> <p>Decodable Reader: Read "Snowball and Shadow". Practice the high-frequency and decodable words on the last page.</p> <p>Lexia Core 5: Spend at least 30 minutes on Lexia for reading.</p> <p>Practice your math facts on SumDog, using flash cards, completing a Rocket Math page, or another way.</p>
Tuesday, 1/12	<p>Edgenuity Lessons:</p> <ul style="list-style-type: none"> Math – Compare Numbers with Symbols #2 (Odyssey folder) <p>Saxon Phonics: Lesson 87 Digraph ea, Part 2</p> <p>Spelling: Choose one of the following activities from the S column of the STAR practice paper – Use each spelling word in a sentence. Write each word 5 times. Draw each word with bubble letters.</p> <p>Reading: Listen to the story again today and then complete the story elements page #2.</p> <p>Decodable Reader: Read "Snowball and Shadow" and highlight or circle all of the words with 'ow'.</p> <p>i-Ready: Spend 30 minutes on the My Path OR complete a lesson for math instruction.</p> <p>Read a book of your choice for at least 10 minutes.</p>
Wednesday, 1/13	<p>Edgenuity Lessons:</p> <ul style="list-style-type: none"> Math – Compare Numbers with Symbols #3 (Odyssey folder) <p>Saxon Phonics: Lesson 88 Spelling with the Dropping Rule</p> <p>Spelling: Choose one of the following activities from the S column of the STAR practice paper – Cut letters from a newspaper or magazine to make your words. Practice each word twice and draw a picture to match. Write each word in your fanciest handwriting.</p> <p>Reading: Listen to the story again. Then, draw a picture of Fox and write words that describe him (his character traits).</p> <p>Decodable Reader: Read "Snowball and Shadow" again. Then,</p> <p>Lexia Core 5: Spend at least 30 minutes on Lexia for reading.</p> <p>Practice your math facts on SumDog, using flash cards, or another way.</p>
Thursday, 1/14	<p>Edgenuity Lessons:</p> <ul style="list-style-type: none"> Math – 10 More and 10 Less #1 (Odyssey folder) <p>Saxon Phonics: Lesson 89 Diphthongs oi and oy</p> <p>Spelling: Choose one of the following activities from the S column of the STAR practice paper – Write each word 5 times. Write each word in squiggly letters. Write your words in ABC order.</p> <p>Reading: Listen to the story one more time today. Then, fill in the blanks to compare Fox and Stork. Draw a picture of both characters.</p> <p>i-Ready: Spend 30 minutes on the My Path OR complete a lesson for math instruction.</p> <p>Read a book of your choice for at least 10 minutes.</p>
Friday, 1/15	<p>Edgenuity Lessons:</p> <ul style="list-style-type: none"> Math – 10 More and 10 Less #2 (Odyssey folder) <p>Saxon Phonics: Lesson 91 Spelling with oi and oy</p> <p>Spelling: Take the spelling test.</p> <p>i-Ready: Spend 30 minutes on the My Path OR complete a lesson for reading instruction.</p>

Crestwood School 1st Grade Remote Learning Lesson Plans

Week of January 18th-22nd


Spelling Words: me, mean, bean, be, beet, feet, low, road, who, door

Kindness Challenges: Write a letter to a friend. Raise funds for a cause you care about. Create your own kind act.

Art Project: Draw a picture of you and your family having a snowball fight, building a snowman, or sledding. Send a picture of the completed project to Ms. Magee at mmagee@crestwood.k12.il.us

P.E.: Exercise for at least 20 minutes each day. Send a picture or video to Mrs. Mills of your P.E. activity.

Music: Complete the Writing Rhythms worksheet.



Monday, 1/18	No School for Martin Luther King, Jr. Day
Tuesday, 1/19	<p>Edgenuity Lessons:</p> <ul style="list-style-type: none"> Math – 10 More 10 Less #3 (Odyssey folder) Language Arts – Digraph ee (Odyssey folder) <p>Saxon Phonics: Lesson 92 Rule vc/cvc/cv</p> <p>Spelling: Choose at least one of the activities from the spelling choiceboard to practice this week's words.</p> <p>Reading: Listen to the story <u>A Bed Full of Cats</u> at the following link: https://youtu.be/wxiKDTokQLg Then, complete the vocabulary fill-in-the-blanks activities. Make sure to write the words on the lines in your best handwriting.</p> <p>Decodable Reader: Read "Lee Needs Sleep" and highlight or circle all of the words with 'ee'.</p> <p>i-Ready: Spend 30 minutes on the My Path OR complete a lesson for math instruction. Read a book of your choice for at least 10 minutes.</p>
Wednesday, 1/20	<p>Edgenuity Lessons:</p> <ul style="list-style-type: none"> Math – Subtract Multiples of 10 #1 (Odyssey folder) Language Arts – Digraph ea (Odyssey folder) <p>Saxon Phonics: Lesson 93 Final, Stable Syllables -tion</p> <p>Spelling: Choose at least one of the activities from the spelling choiceboard to practice this week's words.</p> <p>Reading: Write digraph ee or digraph ea to complete the words, then sort the words based on the vowel digraphs.</p> <p>Decodable Reader: Read "Lee Needs Sleep" again. Then, find the 5 high-frequency words in the story and circle them. Write each word in a new sentence.</p> <p>Lexia Core 5: Spend at least 30 minutes on Lexia for reading.</p> <p>Math Facts: Write the answers to the math facts, then color using the code.</p>
Thursday, 1/21	<p>Edgenuity Lessons:</p> <ul style="list-style-type: none"> Math – Subtract Multiples of 10 #2 (Odyssey folder) Language Arts - Contractions <p>Saxon Phonics: Lesson 94 Digraph ue</p> <p>Spelling: Choose at least one of the activities from the spelling choiceboard to practice this week's words.</p> <p>Reading: Read the Martin Luther King, Jr. mini-book.</p> <p>i-Ready: Spend 30 minutes on the My Path OR complete a lesson for math instruction. Read a book of your choice for at least 10 minutes.</p>
Friday, 1/22	<p>Edgenuity Lessons:</p> <ul style="list-style-type: none"> Math – Subtract Multiples of 10 #3 (Odyssey folder) <p>Reading: Help Lee Find Flora! Matching Contractions Activity – Cut out all of the cards and practice matching the words with the contractions. Write the contractions on the lines in your best handwriting.</p> <p>Spelling: Take the spelling test.</p> <p>Math Facts: Write the answers to the math facts, then color using the code.</p> <p>Lexia Core 5: Spend at least 30 minutes on Lexia for reading.</p>

Crestwood School 1st Grade Remote Learning Lesson Plans

Week of January 25th-29th

Spelling Words: came, game, gate, late, lake, take, feet, me, know, also



Art Project: Draw a picture of a squirrel using the diagram. You can have snow instead of grass, if you like. Use blue to show shadows in the snow. <https://artprojectsforkids.org/how-to-draw-a-squirrel/> Send a picture of the completed project to Ms. Magee at mmagee@crestwood.k12.il.us

P.E.: Exercise for at least 20 minutes each day. Send a picture or video to Mrs. Mills of your P.E. activity.

Music: Complete the How Many Sounds? worksheet.

Monday, 1/25	<p>Edgenuity Lessons:</p> <ul style="list-style-type: none"> Math – Addition without Regrouping #1 (Odyssey folder) <p>Reading: Listen to the story <u>Me on the Map</u> at the following link: https://youtu.be/21keh7LS8K8 Then, complete the Me on the Map Mini Book to describe where we can find you on the map.</p> <p>Saxon Phonics: Lesson 96 Suffix -es</p> <p>Reader: Watch the -ake video at the following link: https://youtu.be/zd4D7Dwuh6g Then, see if you can finish all the sentences with words that end in -ake; use the video to help you.</p> <p>Spelling: Write your words 3 times each.</p> <p>i-Ready: If you have not yet completed your reading diagnostic, please do that. If you have completed the diagnostic, there will be a growth monitoring check for you to complete. Read a book of your choice for at least 10 minutes.</p>
Tuesday, 1/26	<p>Edgenuity Lessons:</p> <ul style="list-style-type: none"> Math – Addition without Regrouping #2 (Odyssey folder) Social Studies – Location 1st (Odyssey folder) <p>Saxon Phonics: Lesson 97 Diphthongs ou and ow</p> <p>Decodable Reader: Read "Wake Up Blake" and highlight or circle all of the words with 'ake'.</p> <p>Spelling: Complete the disappearing words activity.</p> <p>i-Ready: If you have not yet completed your math diagnostic, please do that. If you have completed the diagnostic, there will be a growth monitoring check for you to complete. Read a book of your choice for at least 10 minutes.</p>
Wednesday, 1/27	<p>Edgenuity Lessons:</p> <ul style="list-style-type: none"> Math – Adding within 100 #1 (Odyssey folder) Social Studies - Maps and Globes (Odyssey folder) <p>Saxon Phonics: Lesson 98 Spelling with ou and ow</p> <p>Reader: Play the Roll, Read, and Write game and complete the -ake word search.</p> <p>Spelling: Rainbow write your words.</p> <p>Lexia Core 5: Spend at least 30 minutes on Lexia for reading.</p> <p>Math Facts: Write the answers to the math facts, then color using the code.</p>
Thursday, 1/28	<p>Edgenuity Lessons:</p> <ul style="list-style-type: none"> Math – Adding within 100 #2 (Odyssey folder) Social Studies – Map Symbols (Odyssey folder) <p>Saxon Phonics: Lesson 99 The Rules vc/ccv and vcc/cv</p> <p>Decodable Reader: Read "Wake Up Blake" again. Then, find the 5 high-frequency words in the story and circle them. Write each word in a new sentence.</p> <p>Spelling: Complete the Secret Code to find each word.</p> <p>i-Ready: Spend 30 minutes on the My Path OR complete a lesson for math instruction. Read a book of your choice for at least 10 minutes.</p>
Friday, 1/29	<p>Edgenuity Lessons:</p> <ul style="list-style-type: none"> Math – Place Value 1st (Odyssey folder) <p>Saxon Phonics: Lesson 101 Digraph au</p> <p>Writing: Complete the How to Build a Snowman writing prompt. You can choose to do the craft or skip it.</p> <p>Spelling: Take the spelling test.</p> <p>Lexia Core 5: Spend at least 30 minutes on Lexia for reading.</p>

Crestwood School 1st Grade Remote Learning Lesson Plans

Week of February 1st-5th

Spelling Words: jelly, belly, bunny, funny, furry, hurry, take, came, world, over

Art Project: Romero Britto is a present-day artist who paints about hope, dreams, and happiness. Paint or draw your own version of a Britto artwork. He breaks the picture plane into sections and includes fun patterns. <https://artprojectsforkids.org/draw-a-romero-britto-cat> Send a picture of the completed project to Ms. Magee at mmagee@crestwood.k12.il.us



P.E.: Exercise for at least 20 minutes each day. Send a picture or video to Mrs. Mills of your P.E. activity.

Music: Complete the Think the Rhythm! Write it! worksheet and return to Mrs. Mills.

Monday, 2/1	<p>Edgenuity Lessons:</p> <ul style="list-style-type: none"> Math – Find Missing Numbers #1 (Odyssey folder) <p>Reading: Listen to Reading AZ Level G A Seed Grows at the following link: https://youtu.be/vmQX0fr-Eys Practice reading the story on your own, too. You may color the pages, if you want.</p> <p>Saxon Phonics: Lesson 101 Digraph au</p> <p>Decodable Reader: Watch the Long e spelled with -y video (Long "e" _y / My Growing Brain) at the following link: https://youtu.be/Q9gZXTaiP6s Then, read the "Phil, the Groundhog" book. Write a prediction about the groundhog.</p> <p>Spelling: Do the Cocoa Color by Letter worksheet. Color the consonants blue and the vowels red.</p> <p>i-Ready: Spend at least 30 minutes OR complete a lesson for math instruction. Read a book of your choice for at least 10 minutes.</p>
Tuesday, 2/2	<p>Edgenuity Lessons:</p> <ul style="list-style-type: none"> Math – Find Missing Numbers #2 (Odyssey folder) <p>Reading: Read "A Seed Grows", then cut out the six drawings on the bottom of the Sequence #1 page. Paste them in the correct order of the cycle.</p> <p>Saxon Phonics: Lesson 102 Digraph aw</p> <p>Decodable Reader: Read "Ricky and Lucky" and highlight or circle all of the words that end with the letter y, but makes the 'e' sound.</p> <p>Spelling: Complete the Colorful Coats Rainbow Write worksheet.</p> <p>Lexia Core 5: Spend at least 30 minutes on Lexia for reading.</p> <p>Math Facts: Count the ten-frames and color the groundhog.</p>
Wednesday, 2/3	<p>Edgenuity Lessons:</p> <ul style="list-style-type: none"> Math – Find Missing Numbers #3 (Odyssey folder) Social Studies - Maps and Globes (Odyssey folder) <p>Reading: Read the "A Seed Grows" story. Then, fill out the wordless book to describe what is happening in each picture.</p> <p>Saxon Phonics: Lesson 103 Wild Colt Words</p> <p>Decodable Reader: Cut apart the long e words and sort by their spellings: -y, ea, eel.</p> <p>Spelling: Find rhyming words for all of your spelling words on the Reindeer Rhymes page.</p> <p>i-Ready: Spend 30 minutes on the My Path OR complete a lesson for math instruction. Read a book of your choice for at least 10 minutes.</p>
Thursday, 2/4	<p>Edgenuity Lessons:</p> <ul style="list-style-type: none"> Math – Find Missing Numbers #4 (Odyssey folder) <p>Reading: Read "A Seed Grows" and label the parts of a flower on worksheet #2. Also, separate the plant parts from the plant needs.</p> <p>Saxon Phonics: Lesson 104 Digraph oa</p> <p>Decodable Reader: Read "Ricky and Lucky" again. Then, find the 8 high-frequency words in the story and circle them. Write each word in a new sentence.</p> <p>Spelling: Write a sentence with each spelling word.</p> <p>Lexia Core 5: Spend at least 30 minutes on Lexia for reading.</p> <p>Math Facts: Do the math fact coloring page.</p>
Friday, 2/5	<p>Edgenuity Lessons:</p> <ul style="list-style-type: none"> Math – Find Missing Numbers #5 (Odyssey folder) <p>Reading: Take the reading test. You can use your book, if you need it.</p> <p>Saxon Phonics: No Lesson Today</p> <p>Writing: Complete the Writer Response to write about what the book tells you about living things as they grow.</p> <p>Spelling: Take the spelling test.</p> <p>i-Ready: Spend at least 30 minutes on the My Path OR complete a lesson for reading instruction.</p>

Crestwood School 1st Grade Remote Learning Lesson Plans

Week of February 8th-12th

Spelling Words: *nine, line, like, bike, bite, while, funny, hurry, warm, water*

Art Project: Create a Valentine's Day card out of construction paper or found paper at home. Send a picture of the completed project to Ms. Magee at mmagee@crestwood.k12.il.us

P.E.: Exercise for at least 20 minutes each day. Send a picture or video to Mrs. Mills of your P.E. activity.

Music: Listen to the song at the following link: <https://www.youtube.com/watch?v=Nv-qXShpP6A> and complete the One, Two, Three, Four worksheet and return to Mrs. Mills.



Heart Caterpillar

Monday, 2/8	<p>Edgenuity Lessons:</p> <ul style="list-style-type: none"> Math – Length #1 (Odyssey folder) Language Arts – Long i (Odyssey folder) <p>Reading: Listen to this week's story <i>Tell Me a Story</i> at the following link: https://youtu.be/XhxYd-l2HeQ Complete the Make Connections worksheet to compare and contrast your life with the characters in the story.</p> <p>Saxon Phonics: Lesson 106 Digraph ey</p> <p>Decodable Reader: Watch the Super e Video at the following link: https://youtu.be/k1FTYEXUNp0</p> <p>Spelling: Practice your words this week by completing an activity from the list of activities or in your own way – orally, written, typing on a keyboard, using magnets. Don't forget your sentences!</p> <p>i-Ready: Spend at least 30 minutes OR complete a lesson for math instruction. Read a book of your choice for at least 10 minutes.</p>
Tuesday, 2/9	<p>Edgenuity Lessons:</p> <ul style="list-style-type: none"> Math – Length #2 (Odyssey folder) <p>Reading: Read about Ruby Bridges with a parent.</p> <p>Saxon Phonics: Lesson 107 The Rule vc/v</p> <p>Decodable Reader: Read "A Fine Day for Kites" and highlight or circle all of the words that have i consonant e (i-e) patterns like fine and kite. Complete the -ice Tree by writing the letters from the trunk that make a real word.</p> <p>Spelling: Practice your words this week by completing an activity from the list of activities or in your own way – orally, written, typing on a keyboard, using magnets. Don't forget your sentences!</p> <p>Lexia Core 5: Spend at least 30 minutes on Lexia for reading.</p> <p>Math Facts: Count the ten-frames and color the groundhog.</p>
Wednesday, 2/10	<p>Edgenuity Lessons:</p> <ul style="list-style-type: none"> Math – Length #3 (Odyssey folder) <p>Reading: Listen to this week's story <i>Tell Me a Story</i> at the following link: https://youtu.be/XhxYd-l2HeQ Then, complete the Sequence Events worksheet to share what happened in the story.</p> <p>Saxon Phonics: Lesson 108 Digraph ph</p> <p>Decodable Reader: Complete the -ine and -ide Trees by writing the letters from the trunk that make real words.</p> <p>Spelling: Practice your words this week by completing an activity from the list of activities or in your own way – orally, written, typing on a keyboard, using magnets. Don't forget your sentences!</p> <p>i-Ready: Spend 30 minutes on the My Path OR complete a lesson for math instruction. Read a book of your choice for at least 10 minutes.</p>
Thursday, 2/11	<p>Edgenuity Lessons:</p> <ul style="list-style-type: none"> Math – Length #4 (Odyssey folder) <p>Reading: Read about Rosa Parks with a parent.</p> <p>Saxon Phonics: Lesson 109 Soft g</p> <p>Decodable Reader: Read "A Fine Day for Kites" again. Then, find the high-frequency words in the story and circle them. Write sentences with these sentences in them: fine, kite, like, size, and time.</p> <p>Spelling: Practice your words this week by completing an activity from the list of activities or in your own way – orally, written, typing on a keyboard, using magnets. Don't forget your sentences!</p> <p>Lexia Core 5: Spend at least 30 minutes on Lexia for reading.</p> <p>Math Facts: Do the math fact coloring page.</p>
Friday, 2/12	<p>Edgenuity Lessons:</p> <ul style="list-style-type: none"> Math – Length #5 (Odyssey folder) <p>Writing: Choose to write about either Ruby Bridges or Rosa Parks for your research project.</p> <p>Decodable Reader: Complete the -i_e Tree by writing the letters from the trunk that make a real word.</p> <p>Spelling: Take the spelling test.</p> <p>i-Ready: Spend at least 30 minutes on the My Path OR complete a lesson for reading instruction.</p>

Crestwood School 1st Grade Remote Learning Lesson Plans

Week of February 15th-19th

Spelling Words: *ice, nice, rice, race, face, space, like, nine, why, most*

Art Project: Draw a space picture including stars, plants, and rocket ships. Use materials you have at home. Send a picture of the completed project to Ms. Magee at mmagee@crestwood.k12.il.us

P.E.: Exercise for at least 20 minutes each day. Send a picture or video to Mrs. Mills of your P.E. activity.

Music: Complete the Word Beats worksheet and return to Mrs. Mills.



Monday, 2/15	No School – Happy President's Day!
Tuesday, 2/16	<p>Edgenuity Lessons:</p> <ul style="list-style-type: none"> Math – Compare Length #1 (Odyssey folder) <p>Reading: Read about Abraham Lincoln, then answer the questions on the worksheet. You can also read about George Washington in the mini-book.</p> <p>Saxon Phonics: Lesson 111 Spelling with the Doubling Rule</p> <p>Decodable Reader: Watch the -ice Word Family video at the following link: https://youtu.be/VvksuGod3ic Then, complete the -ice worksheet to practice writing and reading these words.</p> <p>Spelling: Complete the Three Times worksheet for practice.</p> <p>i-Ready: Spend at least 30 minutes OR complete a lesson for math instruction. Read a book of your choice for at least 10 minutes.</p>
Wednesday, 2/17	<p>Edgenuity Lessons:</p> <ul style="list-style-type: none"> Math – Compare Length #2 (Odyssey folder) <p>Reading: Read and complete the "If I Were President" mini-book with your own ideas. Make sure to draw pictures at the top.</p> <p>Saxon Phonics: Lesson 112 Ghost Digraphs</p> <p>Decodable Reader: Read "Bats are Nice" and highlight or circle all of the words that have i consonant e (i-e) patterns like ice.</p> <p>Spelling: Complete the Spelling Roll worksheet for practice.</p> <p>Lexia Core 5: Spend at least 30 minutes on Lexia for reading.</p> <p>Math Facts: Count the ten-frames and color the groundhog.</p>
Thursday, 2/18	<p>Edgenuity Lessons:</p> <ul style="list-style-type: none"> Math – Telling Time #1 (Odyssey folder) <p>Reading: Listen to this week's story <i>My Robot</i> at the following link: https://youtu.be/ikMZ8oaNmgk Then, put the My Robot words in ABC order and use each word in a sentence.</p> <p>Saxon Phonics: Lesson 113 Spelling with Doubling and Dropping Rules</p> <p>Decodable Reader: Read "The Mice" mini-book and fill in the blanks with letters to make -ice words.</p> <p>Spelling: Complete the Rainbow Spelling worksheet for practice.</p> <p>i-Ready: Spend 30 minutes on the My Path OR complete a lesson for math instruction. Read a book of your choice for at least 10 minutes.</p>
Friday, 2/19	<p>Edgenuity Lessons:</p> <ul style="list-style-type: none"> Math – Telling Time #2 (Odyssey folder) <p>Reading: Listen to this week's story <i>My Robot</i> at the following link: https://youtu.be/ikMZ8oaNmgk Then, make a list of things that the robot can do, has, and is. Draw a picture of a robot that you would like to have and what your robot could do or what you would do with it.</p> <p>Saxon Phonics: Lesson 114 The v/cv Rule, Part 2</p> <p>Decodable Reader: Read "Bats are Nice" again. Then, find the high-frequency words in the story and circle them. Write sentences with these sentences in them: mice, nice, twice, country, special.</p> <p>Spelling: Take the spelling test today.</p> <p>Lexia Core 5: Spend at least 30 minutes on Lexia for reading.</p> <p>Math Facts: Do the Valentine's Day math fact coloring page.</p>

Crestwood School 1st Grade Remote Learning Lesson Plans


Week of February 22nd-26th

Spelling Words: *ice, nice, rice, race, face, space, like, nine, why, most*

Art Project: Go to the following link and follow the step-by-step instructions to create a teddy bear: <https://artprojectsforkids.org/how-to-draw-an-easy-teddy-bear>. Color or paint with supplies you have at home. Send a picture of the completed project to Ms. Magee at mmagee@crestwood.k12.il.us

P.E.: Exercise for at least 20 minutes each day. Send a picture or video to Mrs. Mills of your P.E. activity.

Music: Complete the Word Beats worksheet and return to Mrs. Mills.



Monday, 2/22	<p><u>Copied from Last Thursday's Plans Due to Snow Days!</u></p> <p><u>Edgenuity Lessons:</u></p> <ul style="list-style-type: none"> Math – Telling Time #1 (Odyssey folder) <p><u>Reading:</u> Listen to this week's story <i>My Robot</i> at the following link: https://youtu.be/ikMZ8oaNmgk Then, put the My Robot words in ABC order and use each word in a sentence.</p> <p><u>Saxon Phonics:</u> Lesson 113 Spelling with Doubling and Dropping Rules</p> <p><u>Decodable Reader:</u> Read "The Mice" mini-book and fill in the blanks with letters to make -ice words.</p> <p><u>Spelling:</u> Complete the Rainbow Spelling worksheet for practice.</p> <p><u>Lexia Core 5:</u> Spend at least 30 minutes on Lexia for reading.</p> <p><u>Math Facts:</u> Do the Valentine's Day math fact coloring page.</p>
Tuesday, 2/23	<p><u>Copied from Last Friday's Plans Due to Snow Days!</u></p> <p><u>Edgenuity Lessons:</u></p> <ul style="list-style-type: none"> Math – Telling Time #2 (Odyssey folder) <p><u>Reading:</u> Listen to this week's story <i>My Robot</i> at the following link: https://youtu.be/ikMZ8oaNmgk Then, make a list of things that the robot can do, has, and is. Draw a picture of a robot that you would like to have and what your robot could do or what you would do with it.</p> <p><u>Saxon Phonics:</u> Lesson 114 The v/cv Rule, Part 2</p> <p><u>Decodable Reader:</u> Read "Bats are Nice" again. Then, find the high-frequency words in the story and circle them. Write sentences with these sentences in them: mice, nice, twice, country, special.</p> <p><u>Spelling:</u> Take the spelling test today.</p> <p><u>i-Ready:</u> Spend 30 minutes on the My Path OR complete a lesson for math instruction.</p> <p>Read a book of your choice for at least 10 minutes.</p>
Wednesday, 2/24	<p><u>Edgenuity Lessons:</u></p> <ul style="list-style-type: none"> Math – Elapsed Time 1st #1 (Odyssey folder) Language Arts – Five Senses #1 (Odyssey folder) <p><u>Saxon Phonics:</u> Lesson 116 Trigraph tch</p> <p><u>Sight Words:</u> Practice reading the sight words list, then read the sentences and write the correct sight word in the blank. You should complete pages 1-2 today.</p> <p><u>Math Facts:</u> Write the answers to the addition facts on the picture, then use the key to color the snowboarder.</p> <p><u>Lexia Core 5:</u> Spend at least 30 minutes on Lexia for reading.</p>
Thursday, 2/25	<p><u>Edgenuity Lessons:</u></p> <ul style="list-style-type: none"> Math – Elapsed Time 1st #2 (Odyssey folder) Language Arts – Five Senses #2 (Odyssey folder) <p><u>Saxon Phonics:</u> Lesson 117 Trigraph dge</p> <p><u>Nonsense Words:</u> When reading nonsense words, make sure that your child is using short vowels. There are two different nonsense word race games to practice reading these words.</p> <p><u>Math Practice:</u> Complete the Sporty Patterns worksheet by placing the correct picture next to the pattern.</p> <p><u>i-Ready:</u> Spend 30 minutes on the My Path OR complete a lesson for math instruction.</p> <p>Read a book of your choice for at least 10 minutes.</p>
Friday, 2/26	<p><u>Edgenuity Lessons:</u></p> <ul style="list-style-type: none"> Math – Time Test (Odyssey folder) Language Arts – Five Senses #3 (Odyssey folder) <p><u>No Phonics!</u></p> <p><u>Sight Words:</u> Practice reading the sight words list, then read the sentences and write the correct sight word in the blank. You should complete pages 3-4 today.</p> <p><u>Math Practice:</u> Complete the Winter Sports Graphing worksheet by counting the number of pictures and coloring the correct number of boxes. Make sure to start coloring at the bottom of the column.</p> <p><u>i-Ready:</u> Spend 30 minutes on the My Path OR complete a lesson for reading instruction.</p> <p>Read a book of your choice for at least 10 minutes.</p>

Crestwood School 1st Grade Remote Learning Lesson Plans

Week of March 1st-5th


Spelling Words: *cow, how, now, down, out, round, nice, face, does, once*

Art Project: Aesop's fable, "The Lion and the Mouse" is a story with a lesson how everyone is important and can make a difference in the world. Create your artwork with construction paper or materials you have at home. Send a picture of the completed project to Ms. Magee at mmagee@crestwood.k12.il.us

P.E.: Exercise for at least 20 minutes each day. Send a picture or video to Mrs. Mills of your P.E. activity.

Music: Watch the following video on the string family: <https://www.youtube.com/watch?v=NH3daZLYyIM>


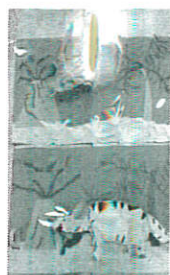
Complete the Strings Make Music worksheet and return to Mrs. Mills.



Monday, 3/1	<p>Edgenuity Lessons:</p> <ul style="list-style-type: none"> Math – Pictographs #1 (Odyssey folder) <p>Reading: Listen to this week's story <u>On the Job with Dr. Martha Smith</u> at the following link: https://youtu.be/iMQfpp8rCcl Then, think about what job you want to have when you grow up. Fill out the chart about why that would be a fun job, how it would be hard, what tools you need, and what you want to do with your first paycheck.</p> <p>Decodable Reader/Phonics: Read "Bow-Wow Hound" and highlight or circle all of the words that you can find with the 'ow' spelling. Complete the words with 'ow' worksheet.</p> <p>Spelling: Complete the Colorful Coats Rainbow Write worksheet for practice.</p> <p>i-Ready: Spend 30 minutes on the My Path OR complete a lesson for math instruction. Read a book of your choice for at least 10 minutes.</p>
Tuesday, 3/2	<p>Edgenuity Lessons:</p> <ul style="list-style-type: none"> Math – Pictographs #2 (Odyssey folder) Social Studies – Types of Jobs #1 (Odyssey folder) <p>Reading: Read "My Book About People at Work" and answer the questions throughout.</p> <p>Saxon Phonics: Lesson 118 Spelling with dge and tch</p> <p>Spelling: Complete the Arctic ABC Order worksheet for practice.</p> <p>Math Practice: Do the Addition Shamrock page to practice math facts. Make sure you answer the facts because the colors might surprise you!</p> <p>Lexia Core 5: Spend at least 30 minutes on Lexia for reading.</p>
Wednesday, 3/3	<p>Edgenuity Lessons:</p> <ul style="list-style-type: none"> Math – Bar Graphs #1 (Odyssey folder) Social Studies – Types of Jobs #2 (Odyssey folder) <p>Decodable Reader/Phonics: Read "Bow-Wow Hound" and practice reading the high-frequency words and decodable words on the last page. Complete the Gumball Words and Search & Write worksheets to practice sorting ou/ow words.</p> <p>Spelling: Complete the Snowman Sentences worksheet for practice.</p> <p>i-Ready: Spend 30 minutes on the My Path OR complete a lesson for math instruction. Read a book of your choice for at least 10 minutes.</p>
Thursday, 3/4	<p>Edgenuity Lessons:</p> <ul style="list-style-type: none"> Math – Bar Graphs #2 (Odyssey folder) <p>Saxon Phonics: Lesson 119 Digraph ie</p> <p>Spelling: Complete the Polar Practice worksheet for practice.</p> <p>Math Practice: Do the Subtraction Within 10 mystery picture to practice math facts.</p> <p>Lexia Core 5: Spend at least 30 minutes on Lexia for reading.</p>
Friday, 3/5	<p>Edgenuity Lessons:</p> <ul style="list-style-type: none"> Math – Tally Table #1 (Odyssey folder) Social Studies – Types of Jobs #3 (Odyssey folder) <p>Writing: Write about what you want to be when you grow up. Be sure to add why you want that job. Draw a picture to show you at your future job.</p> <p>Spelling: Take the spelling test today.</p> <p>i-Ready: Spend 30 minutes on the My Path OR complete a lesson for reading instruction. Read a book of your choice for at least 10 minutes.</p>

Crestwood School 1st Grade Remote Learning Lesson Plans

Week of March 8th-12th



Spelling Words: my, fly, by, why, sky, try, out, now, any, eight

Art Project: Create a dinosaur drawing or paper collage. You can decide which dinosaurs to include in your art. Create a prehistoric landscape for your dinosaurs to live in. If you do not use colored paper, use supplies or materials you have at home. Send a picture of the completed project to Ms. Magee at mmagee@crestwood.k12.il.us

P.E.: Exercise for at least 20 minutes each day. Send a picture or video to Mrs. Mills of your P.E. activity.

Music: Watch the following video on instruments: <https://www.youtube.com/watch?v=Cwfi9Xx2LF4>
Complete the Woodwind Instruments worksheet and return to Mrs. Mills.

Monday, 3/8	<p>Edgenuity Lessons:</p> <ul style="list-style-type: none"> Math – Tally Table #2 (Odyssey folder) <p>Reading: Listen to <u>Little Bear's Friend</u> https://youtu.be/8jaF6UxSSww Draw and color a picture and write about something that you would do in the park with your friends.</p> <p>Decodable Reader/: Read "Freddy and the Fly" and highlight or circle all of the words that you can find that have the long i sound spelled with final y.</p> <p>Saxon Phonics: Lesson 121 Combination wh</p> <p>Spelling: Complete the Backwards Butterflies worksheet for practice.</p> <p>i-Ready: Spend 30 minutes on the My Path OR complete a lesson for math instruction. Read a book of your choice for at least 10 minutes.</p>
Tuesday, 3/9	<p>Edgenuity Lessons:</p> <ul style="list-style-type: none"> Math – Data Groups #1 (Odyssey folder) Reading – Beginning, Middle, and End (Odyssey folder) <p>Saxon Phonics: Lesson 122 The Letter A, Part 2</p> <p>Spelling: Complete the Busy Bee Boxes worksheet for practice.</p> <p>Math Practice: Do the Colorful Kites worksheet to practice math facts.</p> <p>Lexia Core 5: Spend at least 30 minutes on Lexia for reading.</p>
Wednesday, 3/10	<p>Edgenuity Lessons:</p> <ul style="list-style-type: none"> Math – Data Groups #2 (Odyssey folder) <p>Reading: Listen to <u>Little Bear's Friend</u> again, then write and draw what happened at the beginning, middle, and end of the story. Think about trying to retell the story to someone who hasn't read it yet.</p> <p>Decodable Reader: Read "Freddy and the Fly" and practice reading the high-frequency words and decodable words on the last page.</p> <p>Saxon Phonics: Lesson 123 Digraph ei</p> <p>Spelling: Complete the Eggy Asking Sentences worksheet for practice.</p> <p>i-Ready: Spend 30 minutes on the My Path OR complete a lesson for math instruction. Read a book of your choice for at least 10 minutes.</p>
Thursday, 3/11	<p>Edgenuity Lessons:</p> <ul style="list-style-type: none"> Math – Data Graphs #1 (Odyssey folder) <p>Reading: Listen to <u>Little Bear's Friend</u> and write 6 facts that you know about bears.</p> <p>Saxon Phonics: Lesson 124 Digraph ew</p> <p>Decodable Reader: Unscramble the words to make a sentence and write it on the line.</p> <p>Spelling: Complete the Spring Sunshine Spinner worksheet for practice.</p> <p>Math Practice: Do the Flower Petals worksheet to practice even and odd.</p> <p>Lexia Core 5: Spend at least 30 minutes on Lexia for reading.</p>
Friday, 3/12 (Half Day!)	<p>Edgenuity Lessons:</p> <ul style="list-style-type: none"> Math – Data Graphs #2 (Odyssey folder) <p>Reading: Answer the Think and Respond questions from the story <u>Little Bear's Friend</u>. This is your test for this story.</p> <p>Spelling: Take the spelling test today.</p>

Crestwood School 1st Grade Remote Learning Lesson Plans

Week of March 15-19th

Spelling Words: bone, cone, code, rode, rose, those, my, try, again, blue

Art Project: Click on the link to watch and listen to *The Easter Egg Artist* book. Then, draw a large egg and decorate it with patterns and designs, like the bunnies did in the book.

<https://www.youtube.com/watch?app=desktop&v=ssWeRR04wog> Send a picture of the completed project to Ms. Magee at mmagee@crestwood.k12.il.us

P.E.: Exercise for at least 20 minutes each day. Send a picture or video to Mrs. Mills of your P.E. activity.

Music: Watch the following video on instruments: <https://www.youtube.com/watch?v=P5162icRy6Y>
Complete the Brass Instruments worksheet and return to Mrs. Mills.




Monday, 3/15	<p>Reading: Fill out the K part of the KWL chart with what you already know about bees. Then, fill out the W part with what you want to learn about bees. Listen to <i>Busy Buzzy Bee</i> at the following link: https://youtu.be/L94zPcLPVjw Then, fill out the L part with what you did learn from the book.</p> <p>Math: Practice your graphing skills with the Buy a Pet, Pet Wish List, and School Supplies worksheets.</p> <p>Decodable Reader: Read "Rabbit and Mole" and highlight or circle all of the words that you can find that have o-consonant-e patterns.</p> <p>Saxon Phonics: Lesson 126 Suffixes -er and -est</p> <p>Spelling: Complete the 3 Different Colors worksheet.</p> <p>i-Ready: Spend 30 minutes on the My Path OR complete a lesson for math instruction. Read a book of your choice for at least 10 minutes.</p>
Tuesday, 3/16	<p>Reading: Read the "Busy Bees" mini-book and put the pictures where they belong.</p> <p>Math: Practice your graphing skills with the Movie Time, Our Favorite Pets, and Fun at the Cookout worksheets.</p> <p>Decodable Reader Skill: Complete the long o – silent e worksheet to practice reading words.</p> <p>Saxon Phonics: Lesson 127 Suffix -ful</p> <p>Spelling: Complete the Roll-a-Word worksheet.</p> <p>Math Practice: Practice math facts on Sum Dog, using flash cards, or any other way!</p> <p>Lexia Core 5: Spend at least 30 minutes on Lexia for reading.</p>
Wednesday, 3/17	<p>Edgenuity Lessons:</p> <ul style="list-style-type: none"> Math – Solid Shapes #1 (Odyssey folder) <p>Reading: Watch and read with the Scholastic News Bees article: https://youtu.be/QzVNlz-X10k Fill in the Bee Bubble Map with adjectives to describe bees.</p> <p>Decodable Reader: Read "Rabbit and Mole" again, then practice reading all of the words on the last page.</p> <p>Saxon Phonics: Lesson 128 Prefix un-</p> <p>Spelling: Complete the Pyramid Words worksheet.</p> <p>i-Ready: Spend 30 minutes on the My Path OR complete a lesson for math instruction. Read a book of your choice for at least 10 minutes.</p>
Thursday, 3/18	<p>Edgenuity Lessons:</p> <ul style="list-style-type: none"> Math – Solid Shapes #2 (Odyssey folder) Reading – Bees (Odyssey folder) <p>Saxon Phonics: Lesson 129 Prefixes pre- and dis-</p> <p>Decodable Reader Skill: Complete the o-e worksheet with the word search.</p> <p>Spelling: Complete the Growing Words worksheet.</p> <p>Math Practice: Practice math facts on Sum Dog, using flash cards, or any other way!</p> <p>Lexia Core 5: Spend at least 30 minutes on Lexia for reading.</p>
Friday, 3/19	<p>Edgenuity Lessons:</p> <ul style="list-style-type: none"> Math – Solid Shapes #3 (Odyssey folder) <p>Reading: Read the My Bee Book page and then, write facts that you learned this week in the honeycombs. Use complete sentences, if you can. Label the anatomy of the bee on the worksheet.</p> <p>Spelling: Take the spelling test today.</p> <p>Math Practice: Practice math facts on Sum Dog, using flash cards, or any other way!</p> <p>i-Ready: Spend at least 30 minutes OR complete a lesson for reading instruction.</p>

Crestwood School 1st Grade Remote Learning Lesson Plans

Week of March 22nd-26th

Spelling Words: high, night, light, right, might, bright, rode, those, touch, twelve

Art Project: Use colored paper or color 4 pieces of paper – one yellow, one green, one blue, another orange. Trace lids or circles found at home to make baby chicks. Cut them out, cut the edges to make them look fluffy, and paste them to blue paper. Add eyes, beaks, the sun and sunrays, and grass. Happy Spring! Send a picture of the completed project to Ms. Magee at mmagee@crestwood.k12.il.us



P.E.: Exercise for at least 20 minutes each day. Send a picture or video to Mrs. Mills of your P.E. activity.

Music: Watch the following video on instruments: <https://www.youtube.com/watch?v=F2kTeUxIQsA> Complete the Percussion Instruments worksheet and return to Mrs. Mills.

Monday, 3/22	<p>Edgenuity Lessons:</p> <ul style="list-style-type: none"> Math – Solid Shapes #4 (Odyssey folder) Reading – Vocabulary Week 1 (Odyssey folder) <p>Decodable Reader: Read "The Light Fight" and highlight or circle all of the words that you can find that have the 'ight' spelling.</p> <p>Saxon Phonics: Lesson 131 Review of Consonant Digraphs</p> <p>Spelling: Complete the 3 Different Colors worksheet.</p> <p>Math Practice: Complete the Math Practice Page: 10.</p> <p>i-Ready: Spend 30 minutes on the My Path OR complete a lesson for math instruction. Read a book of your choice for at least 10 minutes.</p>
Tuesday, 3/23	<p>Edgenuity Lessons:</p> <ul style="list-style-type: none"> Math – Solid Shapes #5 (Odyssey folder) Reading – The Missing Boots (Odyssey folder) <p>Decodable Reader Skill: Complete the -ight family worksheet to practice reading and spelling words.</p> <p>Saxon Phonics: Lesson 132 Review of Vowel Digraphs</p> <p>Spelling: Complete the ABC Order worksheet.</p> <p>Math Practice: Complete the Math Practice Page: 11.</p> <p>Lexia Core 5: Spend at least 30 minutes on Lexia for reading.</p>
Wednesday, 3/24	<p>Edgenuity Lessons:</p> <ul style="list-style-type: none"> Math – Congruent Shapes #1 (Odyssey folder) Reading – Story Elements 1st (Odyssey folder) <p>Decodable Reader: Read "The Light Fight" again, then practice reading all of the words on the last page.</p> <p>Saxon Phonics: Lesson 133 Review of Combinations</p> <p>Spelling: Complete the All Mixed Up worksheet.</p> <p>Math Practice: Complete the Math Practice Page: 12.</p> <p>i-Ready: Spend 30 minutes on the My Path OR complete a lesson for math instruction. Read a book of your choice for at least 10 minutes.</p>
Thursday, 3/25	<p>Edgenuity Lessons:</p> <ul style="list-style-type: none"> Math – Congruent Shapes #2 (Odyssey folder) Reading – Quiz Story Elements (Odyssey folder) <p>Saxon Phonics: Lesson 134 Review of Suffixes and Prefixes</p> <p>Decodable Reader Skill: Complete the -ight worksheet with the word search.</p> <p>Spelling: Complete the Three Times Each worksheet.</p> <p>Math Practice: Complete the Math Practice Page: 13.</p> <p>Lexia Core 5: Spend at least 30 minutes on Lexia for reading.</p>
Friday, 3/26	<p>Edgenuity Lessons:</p> <ul style="list-style-type: none"> Math – Congruent Shapes #3 (Odyssey folder) Reading – Fluency Week 1 (Odyssey folder) <p>Spelling: Take the spelling test today.</p> <p>Math Practice: Complete the Math Practice Page: 14.</p> <p>i-Ready: Spend at least 30 minutes OR complete a lesson for reading instruction.</p>

Crestwood School 1st Grade Remote Learning Lesson Plans

Week of April 5th-9th

Spelling Words: day, say, sail, pail, pay, play, right, high, learn, join

Art Project: Create an umbrella project with materials you have at home, include rain and flowers. April showers! Send a picture of the completed project to Ms. Magee at mmagee@crestwood.k12.il.us

P.E.: Exercise for at least 20 minutes each day. Send a picture or video to Mrs. Mills of your P.E. activity.

Music: Watch the past videos on the sound of the instruments, if needed.

String: <https://www.youtube.com/watch?v=NH3daZLYyIM>

Woodwind: <https://www.youtube.com/watch?v=Cwfj9Xx2LF4>

Brass: <https://www.youtube.com/watch?v=P5162icRy6Y>

Percussion: <https://www.youtube.com/watch?v=F2kTeUxIQsA> Complete the High or Low! Worksheet.




Monday, 4/5	Edgenuity Lessons: <ul style="list-style-type: none"> Math – Slides and Turns #1 (Odyssey folder) Reading: Read "The Waiting Game" and circle the 'ai' and 'ay' words. Answer the 4 comprehension questions after the last page of the story. Saxon Phonics: Lesson 136 Review of Diphthongs Spelling: Complete the Puddle Patterns worksheet using 2 crayons. Math Practice: Complete the Math Practice Page: 15. i-Ready: Spend 30 minutes on the My Path OR complete a lesson for math instruction. Read a book of your choice for at least 10 minutes.
Tuesday, 4/6	Edgenuity Lessons: <ul style="list-style-type: none"> Math – Slides and Turns #2 (Odyssey folder) Reading – Character Comparisons #1 (Odyssey folder) Decodable Reader Skill: Complete the 'ai' and 'ay' worksheets. Saxon Phonics: Lesson 137 Review of Final, Stable Syllables Spelling: Complete the Birdie Bubbles worksheet. Math Practice: Complete the Math Practice Page: 16. Lexia Core 5: Spend at least 30 minutes on Lexia for reading.
Wednesday, 4/7	Edgenuity Lessons: <ul style="list-style-type: none"> Math – Symmetry #1 (Odyssey folder) Reading: Listen to <u>Frog and Toad All Year</u> at the following link: https://youtu.be/Qw1tfHGPaYA Then, fill out the My Friend graphic organizer to help you write a paragraph about your friend. Saxon Phonics: Lesson 138 Review of Trigraphs Spelling: Complete the Chirping Chick Codes worksheet. Math Practice: Complete the Math Practice Page: 17. i-Ready: Spend 30 minutes on the My Path OR complete a lesson for math instruction. Read a book of your choice for at least 10 minutes.
Thursday, 4/8	Edgenuity Lessons: <ul style="list-style-type: none"> Math – Symmetry #2 (Odyssey folder) Reading – Character Comparisons #2 (Odyssey folder) Saxon Phonics: Lesson 139 Review Spelling Rules Spelling: Complete the Spring Sunshine Spinner worksheet using a pencil and paperclip. Math Practice: Complete the Math Practice Page: 18. Lexia Core 5: Spend at least 30 minutes on Lexia for reading.
Friday, 4/9	Edgenuity Lessons: <ul style="list-style-type: none"> Math – Using Shapes Quiz (Odyssey folder) Reading: Listen to <u>Frog and Toad All Year</u> again, then cut out the phrases about the characters and glue them under the Frog and Toad headings. Spelling: Take the spelling test today. Math Practice: Complete the Math Practice Page: 19. i-Ready: Spend at least 30 minutes OR complete a lesson for reading instruction.

Crestwood School 1st Grade Remote Learning Lesson Plans

Week of April 12th-16th

Spelling Words: find, kind, mind, mild, child, wild, day, play, sure, son

Art Project: Create a drawing of a robin on a tree branch. Fill the page with leaves and flower blossoms. Send a picture of the completed project to Ms. Magee at mmagee@crestwood.k12.il.us
P.E.: Exercise for at least 20 minutes each day. Send a picture or video to Mrs. Mills of your P.E. activity.
Music: Complete the worksheet on Peter and the Wolf. Color the instrument the same color as the character that goes with the story. Here is the link: <https://www.youtube.com/watch?v=Va8Uz6MoKLg>



Monday, 4/12	<p>Edgenuity Lessons:</p> <ul style="list-style-type: none"> Math – Equal vs. Unequal #1 (Odyssey folder) Reading/Phonics – Review ck (Odyssey folder) <p>Reading: Fill out the Anticipation Guide before reading, then listen to <u>Fishing Bears</u> at the following link: https://youtu.be/zW5BPtEtSIU Complete the after reading column to see if you were right about your thoughts.</p> <p>Decodable Reader: Read "Wild, Wild Things" and highlight all of the -ild words that you see.</p> <p>Spelling: Complete the Puddle Patterns worksheet using 2 crayons.</p> <p>Math Practice: Complete the Math Practice Page: 20.</p>
Tuesday, 4/13	<p>Edgenuity Lessons:</p> <ul style="list-style-type: none"> Math – Equal vs. Unequal #2 (Odyssey folder) Reading/Phonics – Review ea (Odyssey folder) <p>Reading: Listen to <u>Fishing Bears</u> again, then complete the BEAR flipbook by writing facts about bears on each flap. You can choose facts you learned from the story.</p> <p>Decodable Reader: Read "Wild, Wild Things" and circle all of the -ind words that you see.</p> <p>Spelling: Complete the Birdie Bubbles worksheet.</p> <p>Math Practice: Complete the Math Practice Page: 21.</p>
Wednesday, 4/14	<p>Edgenuity Lessons:</p> <ul style="list-style-type: none"> Math – Equal Parts #1 (Odyssey folder) Reading/Phonics – Review sh (Odyssey folder) <p>Reading: Read all the words in the chart and highlight the word if it has a long i sound. Write those words at the bottom.</p> <p>Spelling: Complete the coloring page to practice reading your spelling words.</p> <p>Math Practice: Complete the Math Practice Page: 22.</p>
Thursday, 4/15	<p>Edgenuity Lessons:</p> <ul style="list-style-type: none"> Math – Equal Parts #2 (Odyssey folder) Reading/Phonics – Review th (Odyssey folder) <p>Reading: Listen to <u>Fishing Bears</u> again, then answer the Think and Respond Questions. Try to write in complete sentences and be detailed.</p> <p>Decodable Reader: Read "Wild, Wild Things," then practice all of the words on the last page.</p> <p>Spelling: Complete the Spring Sunshine Spinner worksheet using a pencil and paperclip.</p> <p>Math Practice: Complete the Math Practice Page: 23.</p>
Friday, 4/16	<p>Edgenuity Lessons:</p> <ul style="list-style-type: none"> Math – Equal Parts #3 (Odyssey folder) Reading/Phonics – Review ar (Odyssey folder) Science – The Water Cycle <p>Writing: Unscramble the words to make a sentence. Don't forget capital letters and punctuation!</p> <p>Spelling: Take the spelling test today.</p> <p>Math Practice: Complete the Math Practice Page: 24.</p>

You've been working so hard this year on your schoolwork and I am so proud of you! This week, you can take a break from Lexia and i-Ready lessons. I have provided you with two different choiceboards: one is for Brain Breaks and the other is recess/movement. Please remember to take time for yourself and check in with your feelings. It is okay to take a break if you are feeling overwhelmed (I do sometimes!). If you want to continue i-Ready and Lexia, you can do that, but it is not a requirement this week.

Crestwood School 1st Grade Remote Learning Lesson Plans

Week of April 19th-23rd

Spelling Words: old, fold, told, cold, roll, most, find, child, both, during

Art Project: Read *The Lorax* <https://youtu.be/EdWesdMfyd4> or watch the movie. Draw and color a picture inspired by Dr. Seuss's story in celebration of Earth Day. Send a picture of the completed project to Ms. Magee at mmagee@crestwood.k12.il.us

P.E.: Exercise for at least 20 minutes each day. Send a picture or video to Mrs. Mills of your P.E. activity.

Music: Watch the video at the following link: <https://www.youtube.com/watch?v=ZmcVeKHx6Ps>
Then, complete the Silent Beat worksheet.



Monday, 4/19	<p>Edgenuity Lessons:</p> <ul style="list-style-type: none"> Math – Coin Values (Odyssey folder) Reading/Phonics – Review ng (Odyssey folder) <p>Reading: "Read the Reading A-Z book "Earth's Water." Then, read the vocabulary words in the boxes on the Word Smart worksheet and draw a picture to help define them.</p> <p>Decodable Reader: Read "Flo Hippo" and highlight all of the words with long o at the end.</p> <p>Spelling: Choose an activity from the choice board to practice this week's spelling words.</p> <p>Math Practice: Complete the Math Practice Page: 25.</p>
Tuesday, 4/20	<p>Edgenuity Lessons:</p> <ul style="list-style-type: none"> Math – Count Money #1 (Odyssey folder) Reading/Phonics – Review Long a (Odyssey folder) Reading – Synonyms (Odyssey folder) <p>Reading: Read "Earth's Water" again today. Watch the video about Nouns at the following link: https://youtu.be/9cu7C07pNbA Then, complete the Nouns worksheet.</p> <p>Spelling: Choose an activity from the choice board to practice this week's spelling words.</p> <p>Math Practice: Complete the Math Practice Page: 26.</p>
Wednesday, 4/21	<p>Edgenuity Lessons:</p> <ul style="list-style-type: none"> Math – Count Money #2 (Odyssey folder) Reading/Phonics – Review ch (Odyssey folder) Reading – Antonyms (Odyssey folder) <p>Reading: Read "Earth's Water" and fill out the Main Ideas/Details worksheet. Also, do the Cloze Sentences worksheet to practice vocabulary.</p> <p>Spelling: Choose an activity from the choice board to practice this week's spelling words.</p> <p>Math Practice: Complete the Math Practice Page: 27.</p>
Thursday, 4/22	<p>Edgenuity Lessons:</p> <ul style="list-style-type: none"> Math – Model Money #1 (Odyssey folder) Reading/Phonics – Review er, ir, ur (Odyssey folder) <p>Reading: Watch the Synonyms and Antonyms video: https://youtu.be/bBWm3-mxL1U Then, complete the chart and the Concept Completion worksheets.</p> <p>Spelling: Choose an activity from the choice board to practice this week's spelling words.</p> <p>Math Practice: Complete the Math Practice Page: 28.</p>
Friday, 4/23	<p>Edgenuity Lessons:</p> <ul style="list-style-type: none"> Math – Model Money #2 (Odyssey folder) Reading/Phonics – Review wh (Odyssey folder) <p>Reading: Take the reading and vocabulary test over "Earth's Water."</p> <p>Spelling: Take the spelling test today.</p> <p>Math Practice: Complete the Math Practice Page: 29.</p>

You can choose which day you would like to complete the following, but please take some time to practice your math and reading skills with individualized lessons:

- o 1 day of Lexia for 30 minutes
- o 1 lesson OR 30 minutes on the My Path of i-Ready Reading
- o 1 lesson OR 30 minutes on the My Path of i-Ready Math

Thursday is Earth Day! I am encouraging you to take a Nature Walk outside sometime this week. There is a checklist of items to find on your walk! This can be your P.E. for the day!

Crestwood School 1st Grade Remote Learning Lesson Plans


Week of April 26th-30th

Spelling: age, page, cage, badge, budge, fudge, old, most, floor, piece

Art Project: Follow the directions on the link to draw and color a bee. Add flowers, plants, and other bees to complete your picture. <https://artprojectsforkids.org/how-to-draw-a-bee/> Send a picture of the completed project to Ms. Magee at mmagee@crestwood.k12.il.us

P.E.: Exercise for at least 20 minutes each day. Send a picture or video to Mrs. Mills.

Music: Watch the video at the following link: <https://www.youtube.com/watch?v=lzgu2-cEVnk>
Then, complete the Pity Patty Polt worksheet.



Monday, 4/26	<p>Edgenuity Lessons:</p> <ul style="list-style-type: none"> Math – Add Money (Odyssey folder) Reading/Phonics – Review ce (Odyssey folder) <p>Reading: -ell Reading Comprehension worksheet: Read the story 3 times, then answer the questions in complete sentences. (Belle went to... The bees told Belle's dad...) You will use the colors next to each question to highlight where in the story you found the answer.</p> <p>Spelling: Complete the Sunshine Spiral worksheet to practice writing this week's words.</p> <p>Math Review: Counting to 120 and Addition to 15.</p>
Tuesday, 4/27	<p>Edgenuity Lessons:</p> <ul style="list-style-type: none"> Math – Subtract Money (Odyssey folder) Reading/Phonics – Review Long i (Odyssey folder) <p>Reading: -eck Reading Comprehension worksheet: Read the story 3 times, then answer the questions in complete sentences. (Beth is looking for... Beth's dad tells her to check...) You will use the colors next to each question to highlight where in the story you found the answer.</p> <p>Spelling: Complete the Sunglasses & Secrets worksheet to practice letter sounds.</p> <p>Math Review: Place Value and Fractions.</p>
Wednesday, 4/28	<p>Edgenuity Lessons:</p> <ul style="list-style-type: none"> Math – Add and Subtract Money (Odyssey folder) Reading/Phonics – Review o (Odyssey folder) <p>Reading: -ink Reading Comprehension worksheet: Read the story 3 times, then answer the questions in complete sentences. (Tink goes... Tink tells herself...) You will use the colors next to each question to highlight where in the story you found the answer.</p> <p>Spelling: Complete the Sailing Sentences worksheet to practice vocabulary.</p> <p>Math Review: Measurement and Telling Time to the Half Hour.</p>
Thursday, 4/29	<p>Edgenuity Lessons:</p> <ul style="list-style-type: none"> Math – Chapter Test: Money (Odyssey folder) Reading/Phonics – Review ed (Odyssey folder) <p>Reading: -ick Reading Comprehension worksheet: Read the story 3 times, then answer the questions in complete sentences. (Nick set down... Rick says...) You will use the colors next to each question to highlight where in the story you found the answer.</p> <p>Spelling: Complete the Beachy Backwards ABC's to practice alphabetical order.</p> <p>Math Review: Addition to 10.</p>
Friday, 4/30	<p>Edgenuity Lessons:</p> <ul style="list-style-type: none"> Reading/Phonics – Review ing (Odyssey folder) <p>Decodable Reader: Read "The Badgers Have a Picnic" and highlight all of the words with the dge trigraph.</p> <p>Reading: Comprehension Check #2: Read the story, then answer the questions in complete sentences.</p> <p>Spelling: Take the spelling test today.</p> <p>Math Review: Fact Families and Place Value.</p>

You can choose which day you would like to complete the following, but please take some time to practice your math and reading skills with individualized lessons:

- o 1 day of Lexia for 30 minutes
- o 1 lesson OR 30 minutes on the My Path of i-Ready Reading
- o 1 lesson OR 30 minutes on the My Path of i-Ready Math

There is a Wellness Choice Board included this week to help you relax and just be more mindful of how you are feeling! Enjoy!

Crestwood School 1st Grade Remote Learning Lesson Plans

Week of May 3rd-7th

Spelling: tube, cube, cute, use, rule, huge, page, fudge, angry, sorry

Art Project: Cut a frog out of green construction paper. Draw or cut out a log for it to sit on in the water. Glue the log and frog on blue paper for the pond or creek. Send a picture of the completed project to Ms. Magee at mmagee@crestwood.k12.il.us

P.E.: Exercise for at least 20 minutes each day. Send a picture or video to Mrs. Mills.

Music: Watch this video to learn how to sing so and mi:

https://www.youtube.com/watch?v=g_lcb0qL_q0 Then, watch this video that uses pitches so

and mi: <https://www.youtube.com/watch?v=KuQaFjuPZec> Complete the Writing So and Mi worksheet.



Monday, 5/3	<p>Edgenuity Lessons:</p> <ul style="list-style-type: none"> Reading/Phonics – Review s, es (Odyssey folder) Math – Shapes #1 1st (Odyssey folder) <p>i-Ready: Complete the end of the year diagnostic test for math this week. *This can take several days. Do your best! Parents: Please do not help your child on this test as this should give us an accurate representation of what he or she knows. Just encourage him or her to work hard! (:</p> <p>Reading: Comprehension Check #4: Read the story, then answer the questions in complete sentences.</p> <p>Spelling: Complete the Sunshine Spiral worksheet to practice writing this week's words.</p> <p>Math Review: Measurement: Longer and Shorter & Tally Charts</p>
Tuesday, 5/4	<p>Edgenuity Lessons:</p> <ul style="list-style-type: none"> Reading/Phonics – Review ge (Odyssey folder) Math – Shapes #2 1st (Odyssey folder) <p>Reading: -ing Reading Comprehension worksheet: Read the story 3 times, then answer the questions in complete sentences. (The king is looking for... The king hears...) You will use the colors next to each question to highlight where in the story you found the answer.</p> <p>Spelling: Complete the Beachy Backwards ABC's worksheet to practice alphabetical order.</p> <p>Math Review: Numbers 1-25 & Addition Word Problems Up to 20</p>
Wednesday, 5/5	<p>Edgenuity Lessons:</p> <ul style="list-style-type: none"> Reading/Phonics – Review or, ore (Odyssey folder) Math – Pattern Blocks #1 (Odyssey folder) <p>Reading: Comprehension Check #5: Read the story, then answer the questions in complete sentences.</p> <p>Spelling: Complete the Sailing Sentences worksheet to practice vocabulary.</p> <p>Math Review: Number Bonds: Subtraction Up to 10 & Fractions</p>
Thursday, 5/6	<p>Edgenuity Lessons:</p> <ul style="list-style-type: none"> Reading/Phonics – Review ai, ay (Odyssey folder) Math – Pattern Blocks #2 (Odyssey folder) <p>Reading: -ong Reading Comprehension worksheet: Read the story 3 times, then answer the questions in complete sentences. (King Kong loves to play... He can't play anymore because...) You will use the colors next to each question to highlight where in the story you found the answer.</p> <p>Spelling: Complete the Tropical Sound Tallies worksheet to practice counting sounds.</p> <p>Math Review: Money: Counting Coins & Telling Time</p>
Friday, 5/7 Half day!	<p>Edgenuity Lessons:</p> <ul style="list-style-type: none"> Reading/Phonics – Review ee (Odyssey folder) <p>Reading: Comprehension Check #7: Read the story, then answer the questions in complete sentences.</p> <p>Decodable Reader: Read "Queen June and Rude Duke" and highlight all of the words with the dge trigraph.</p> <p>Spelling: Take the spelling test today.</p> <p>Math Review: Subtraction to 20 & Numbers 26-50</p>

Crestwood School 1st Grade Remote Learning Lesson Plans

Week of May 10th-18th

Art Project: Show Ms. Magee your art skills! Draw the best picture you have ever drawn. Color it and email it to mmagee@crestwood.k12.il.us. Have an awesome summer!

P.E.: Exercise for at least 20 minutes each day. Send a picture or video to Mrs. Mills.

Music: Watch the video to sing So and Mi pitches and have fun with it:

<https://www.youtube.com/watch?v=zNrqsYL6js> Then, complete the worksheet.

Monday, 5/10	Edgenuity Lessons: <ul style="list-style-type: none"> Reading/Phonics – Review igh (Odyssey folder) i-Ready: Complete the end of the year diagnostic test for reading this week. *This can take several days. Do your best! Parents: Please do not help your child on this test as this should give us an accurate representation of what he or she knows. Just encourage him or her to work hard! (: Reading: -ock Reading Comprehension worksheet: Read the story 3 times, then answer the questions in complete sentences. (Brock puts away...) You will use the colors next to each question to highlight where in the story you found the answer. Math Review: Place Value and Build a Number Bond Up to 20
Tuesday, 5/11	Edgenuity Lessons: <ul style="list-style-type: none"> Reading/Phonics – Review y (Odyssey folder) Math – Build Shapes #1 (Odyssey folder) Reading: -ump Reading Comprehension worksheet: Read the story 3 times, then answer the questions in complete sentences. You will use the colors next to each question to highlight where in the story you found the answer. Math Review: Fractions: Partitioning Circles and Addition: Color by the Code
Wednesday, 5/12	Edgenuity Lessons: <ul style="list-style-type: none"> Reading/Phonics – Review oo (Odyssey folder) Math – Build Shapes #2 (Odyssey folder) Reading: -uck Reading Comprehension worksheet: Read the story 3 times, then answer the questions in complete sentences. You will use the colors next to each question to highlight where in the story you found the answer. Math Review: Count On: Quarters and Nickels and Bar Graph Set 2
Thursday, 5/13	Edgenuity Lessons: <ul style="list-style-type: none"> Reading/Phonics – Review ow (Odyssey folder) Math – Build Shapes #3 (Odyssey folder) Reading: -ung Reading Comprehension worksheet: Read the story 3 times, then answer the questions in complete sentences. You will use the colors next to each question to highlight where in the story you found the answer. Math Review: Number Order 1-25 and Balancing Equations Set 2
Friday, 5/15	Edgenuity Lessons: <ul style="list-style-type: none"> Reading/Phonics – Review ou (Odyssey folder) Math – Build Solids #1 (Odyssey folder) Reading: -unk Reading Comprehension worksheet: Read the story 3 times, then answer the questions in complete sentences. You will use the colors next to each question to highlight where in the story you found the answer. Math Review: Place Value: Make a Match Set 2 and Measurement
Monday, 5/17	Edgenuity Lessons: <ul style="list-style-type: none"> Reading/Phonics – Review ue, ew (Odyssey folder) Math – Build Solids #2 (Odyssey folder) Math Practice: Complete the math mystery picture by solving the addition and subtraction facts.
Tuesday, 5/18 Happy Summer!	Edgenuity Lessons: <ul style="list-style-type: none"> Math – Build Shapes Quiz (Odyssey folder) Writing/Reflection Activity: Complete the My First Grade Memory Book to remember this unique school year! Use your best handwriting and coloring so that you have a neat packet to keep!